


Stand: August 2019

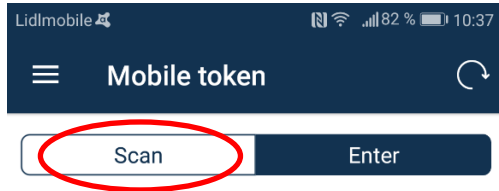
## Payments App in Corporates-Portal - Login with LBBW Token Mobile

### Please perform the following steps:

1) Open the LBBW Token, enter your password and then click on Login.



2) Select "Scan" (ATTENTION: when first using the LBBW Token must be granted access to the camera).



To log in please open the LBBW Corporates-Portal. Enter the access code displayed in your web browser and press 'Login'.


3) Start the Corporates-Portal in your browser and click on the "LBBW Token" tab.

**Corporates Portal**

**EBICS** | **LBBW Token**

**Mobile**  
Please scan the graphic with your mobile device.

**Desktop**  
Click to log in via LBBW Token.

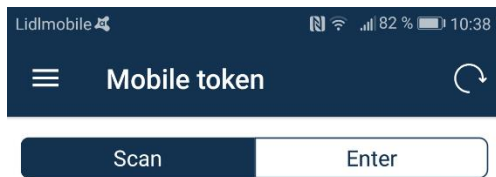
or

**Access Code**  
Alternatively you can enter the access code on your device.


0302 7953

- My user account is not active yet.
- LBBW Token Information and download
- Go to the demo mode.
- System Info

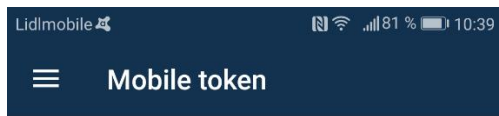
4) Scan the QR code from your smartphone.



To log in please open the LBBW Corporates-Portal.  
Scan the graphic displayed in your web browser.



5) You are then logged in the Corporates-Portal.



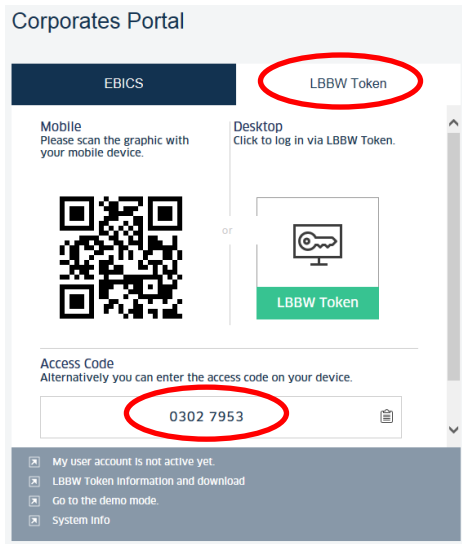
The login on your mobile token was successful.

You will now be logged in at LBBW Corporates-Portal automatically.



Alternatively, you can log in to the Corporates-Portal without scanning:

In your browser, on the login page of the Corporates-Portal, you will see an Access Code displayed.



Then tap on Enter in the LBBW Token, enter the access code and tap on Login.

