

Stand: August 2019

Payments App in Corporates-Portal - Authorisation of a payment with LBBW Token Mobile

Please perform the following steps:

1) Enter or import a payment in the Corporates Portal as usual and click on Authorise. Then select "LBBW Token" as the security medium and click on Authorise.

Payment details

Remittance information

Priority	Requested execution date	Currency	Amount
Normal	18/07/19	EUR (Euro)	793.78

Further payment details

Payment classification

Country of execution
Germany (DE)

Payment type
SEPA credit transfer

Format
DE-SEPA-CT

Product
CCT (SEPA credit transfer - German version)

Booking type

References

Receiver reference

Business function

Business type

Description

Security medium

LBBW Token
▼

* Mandatory fields

Authorise

Cancel

2) The relevant data for the payment is displayed.

Authorisation

The following data will be displayed on your device. Please confirm it via your LBBW Token.

Order reference

CCT LH6J

Remitter account

0_1234567-EUR-60050101

Description

Amount

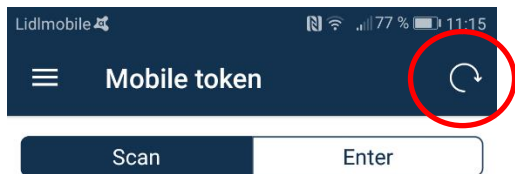
793.78 EUR

Beneficiary

Alwin Ackergaul

Cancel

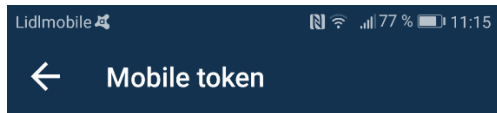
3) In your LBBW Token, update the view by tapping the round arrow.



To log in please open the LBBW Corporates-Portal.
Scan the graphic displayed in your web browser.



4) Relevant payment data is also displayed here. Compare this with the display in the Corporates-Portal and then tap on Confirm.

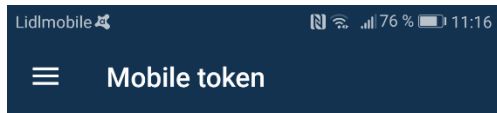


Authorisation

Order reference	CCT LH6J
Remitter account	0_1234567-EUR-60050101
Description	
Amount	793.78 EUR
Beneficiary	Alwin Ackergaul



5) After entering your password (or using your fingerprint), the payment is transferred successfully.



The confirmation via your mobile token was successful.

