

Stand: July 2020

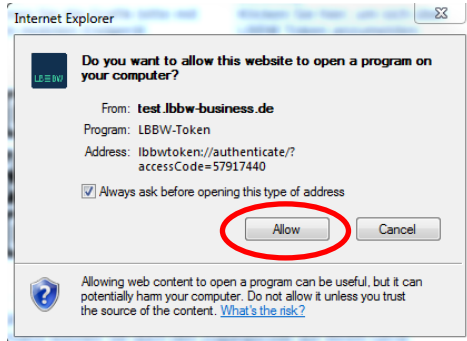
## Payments App in Corporates-Portal - Login with LBBW Token Desktop

### Please perform the following steps:

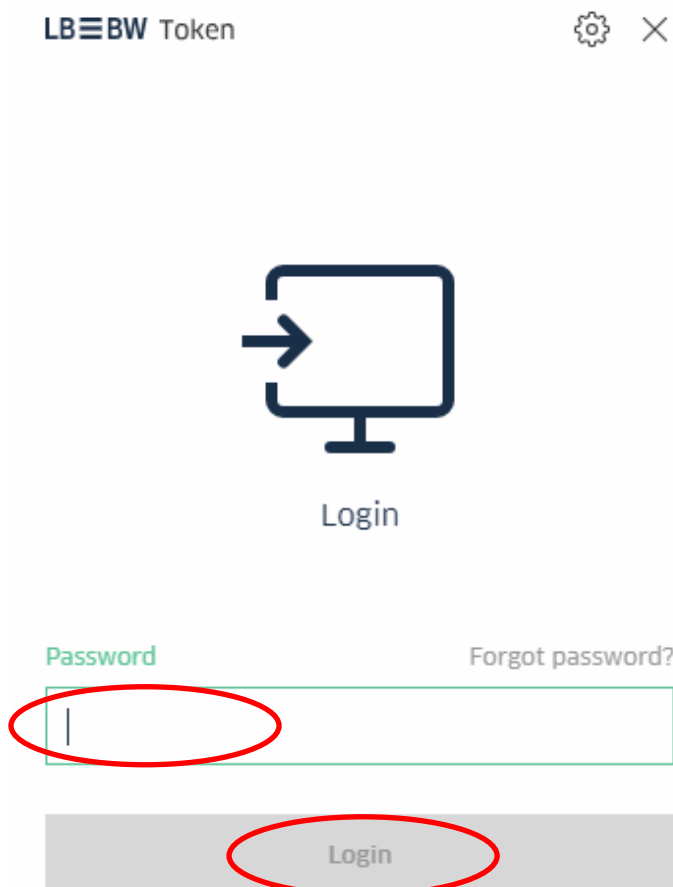
1) Open the Corporates-Portal in your browser and click on the "LBBW Token" tab. Then click on "Open app".

The screenshot shows the 'Corporates Portal' interface. At the top, there are two tabs: 'EBICS' and 'LBBW Token'. The 'LBBW Token' tab is highlighted with a red oval. Below the tabs, the text reads: 'Please scan the graphic with your mobile device. This code is valid for 01:45'. A QR code is displayed in the center. Below the QR code, the word 'or' is centered. Underneath, it says 'Log in via LBBW Token for Desktop'. A green button labeled 'Open app' with a mobile device icon is highlighted with a red oval. At the bottom, there is a link: 'Above methods not working? Use access code'. At the very bottom, there are two links: 'LBBW Token information and download' and 'Activate my user account'.

2) Confirm the corresponding message window of your browser (depending on your browser, you can also deactivate this message).



3) Your LBBW Token opens. Enter your password and click on Login.




4) You are then logged in the Corporates-Portal.

5) In exceptional cases, click on "Open app" again in your browser after step 3).

## Corporates Portal

EBICS LBBW Token

Please scan the graphic with your mobile device.  
This code is valid for 01:45



or

Log in via LBBW Token for Desktop

Open app

Above methods not working? Use access code

[LBBW Token information and download](#) | [Activate my user account](#)