

Stand: August 2019

Payments App in Corporates-Portal - Key migration with LBBW Token Mobile

Please perform the following steps:

1) Open the LBBW Token and tap Next.



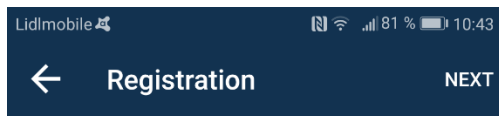
Welcome to the LBBW Token App.

You can use the app as a mobile token to log in at LBBW Corporates-Portal via your web browser and for the authorisation.

What is a mobile token?



2) Enter the password you want to set twice (at least 8 digits)...



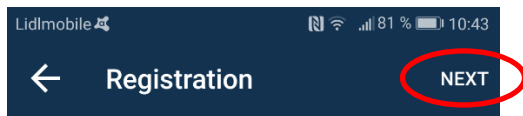
You will now be guided through the registration process.

Please choose your password. You will need it later on to log in to the app.

Password rules



... and tap Next.



You will now be guided through the registration process.

Please choose your password. You will need it later on to log in to the app.

Password rules



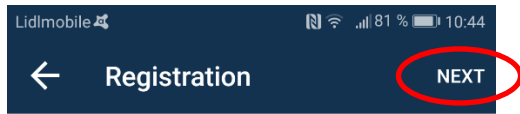
3) Enter your Customer ID and User ID in **CAPITAL LETTERS**...



Please enter your customer ID and your user ID and press 'Next'.



... and tap Next.



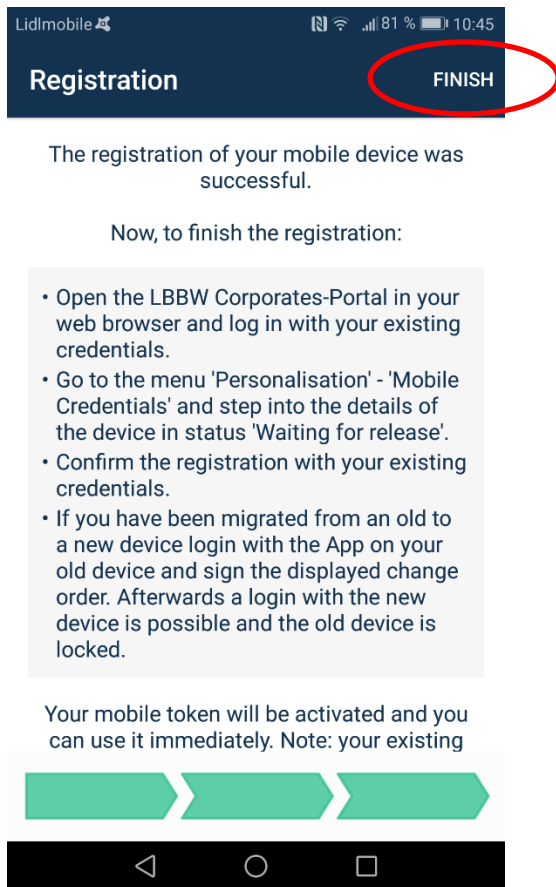
Please enter your customer ID and your user ID and press 'Next'.

TESTKUND

TESTUSER



4) The next steps are now displayed. Tap Finish.



5) Now open the Corporates-Portal in your browser and then log in the Corporates-Portal as usual with your old key file and password (tab EBICS).

Corporates Portal

EBICS

LBBW Token

Key location

BROWSE

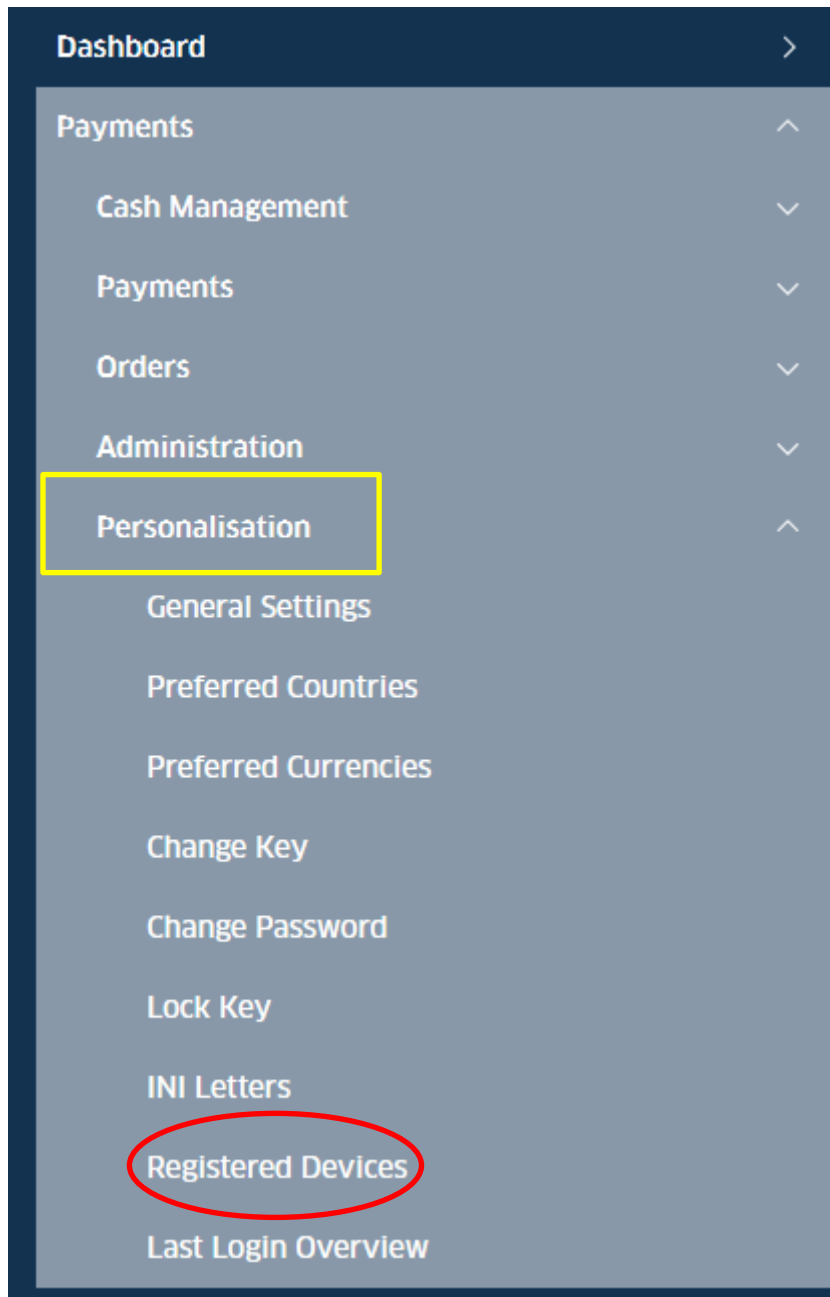
Password

●●●●●●●●

LOGIN

- [✕ My user account is not active yet.](#)
- [✕ I want to reprint my INI letter.](#)
- [✕ Go to the demo mode.](#)
- [✕ System Info](#)

6) Select the item "Registered Devices" in the Personalisation menu.



7) Click on the entry of your device (do not hook).

Personalisation » Registered Devices

Configure Devices

Registered Devices | Last Login Overview

Registered devices 1 Entry

View: All devices View management: [Settings] [Download] [Refresh] [Filter]

Device name	App name	Device	Key status
HUAWEI HUAWEI VNS-L31	LBBW Token App	Android	Waiting for release

Select: All | Page | 1/1

8) Select the storage location of your key file, enter your password...

Registered Device Details: HUAWEI HUAWEI VNS-L31

Device name: HUAWEI HUAWEI VNS-L31

Device: Android

App name: LBBW Token App

Key status: Waiting for release

Registration code: D2 F5 BD 68 4B 01 E3 E3

Key version: A006

Key submitted at: 07/18/2019 10:45:17

Key location*

Password*

* Mandatory fields

Navigate within the list of registered devices: [Previous] [Next]

... and then click on "Confirm registration".

Registered Device Details: HUAWEI HUAWEI VNS-L31 i

Device name	HUAWEI HUAWEI VNS-L31
Device	Android
App name	LBBW Token App
Key status	Waiting for release
Registration code	D2 F5 BD 68 4B 01 E3 E3
Key version	A006
Key submitted at	07/18/2019 10:45:17
Key location*	<input type="text" value="KeyBag.dat"/> <input type="button" value="Browse"/>
Password*	<input type="password" value="....."/>

Navigate within the list of registered devices: * Mandatory fields

|< < > >|

9) Click on Yes.

Warning

Your LBBW Token will be released.

Your existing credentials will be locked. You will only be able to log in and authorise with your LBBW Token.

Are you sure you want to continue?

10) Click on Close.

Information

You have successfully released your LBBW Token, You will be logged out now. Please click on the 'Login again' and select the login method 'LBBW Token' on the login screen to log in with your token.

A green rectangular button with the word "Close" in white text, circled in red.

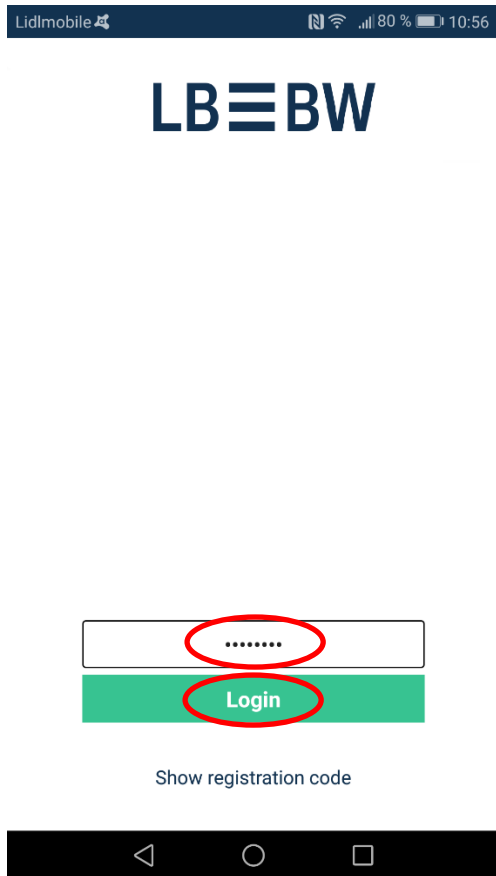
Close

11) Logout from the Corporates-Portal.

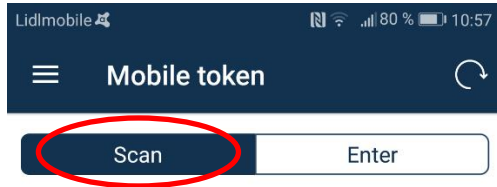


You have successfully logged out.

12) Open the LBBW Token, enter your password and then tap Login.



13) Select "Scan" (ATTENTION: when first using the LBBW Token must be granted access to the camera).



To log in please open the LBBW Corporates-Portal.
Scan the graphic displayed in your web browser.




14) Start the Corporates-Portal in your browser and click on the "LBBW Token" tab.

Corporates Portal


EBICS

LBBW Token

Mobile
Please scan the graphic with your mobile device.



Desktop
Click to log in via LBBW Token.



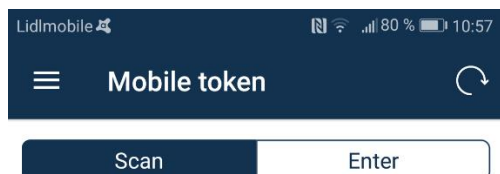
or

Access Code
Alternatively you can enter the access code on your device.

0302 7953
📄

- [My user account is not active yet.](#)
- [LBBW Token Information and download](#)
- [Go to the demo mode.](#)
- [System Info](#)

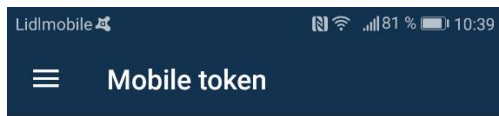
15) Scan the QR code from your smartphone.



To log in please open the LBBW Corporates-Portal.
Scan the graphic displayed in your web browser.



16) You are then logged in the Corporates-Portal.



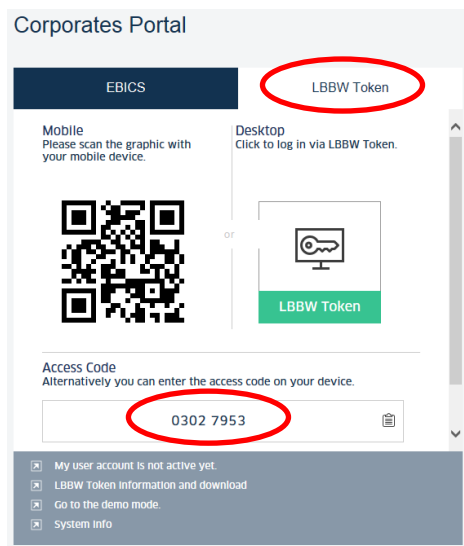
The login on your mobile token was successful.

You will now be logged in at LBBW Corporates-Portal automatically.



Alternatively, you can log in to the Corporates Portal without scanning:

In your browser, on the login page of the Corporates-Portal, you will see an Access Code displayed.



Then tap on Enter in the LBBW Token, enter the access code and tap on Login.

