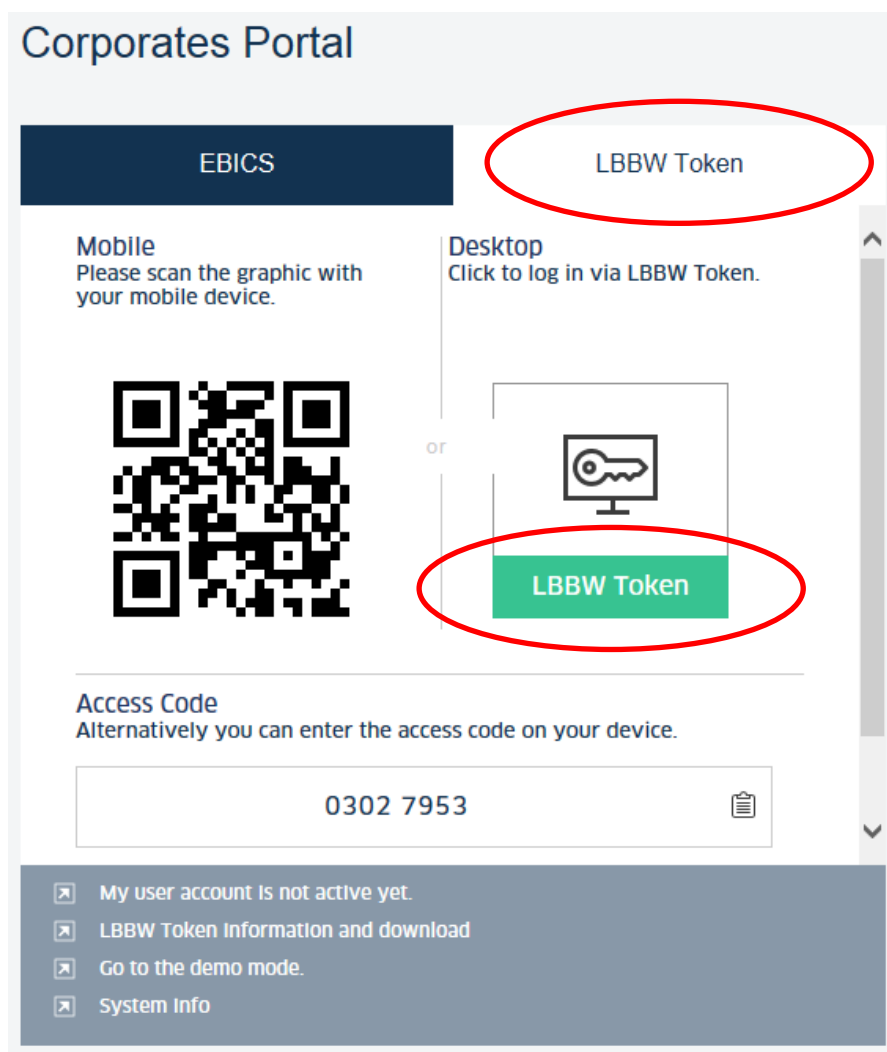


Stand: August 2019

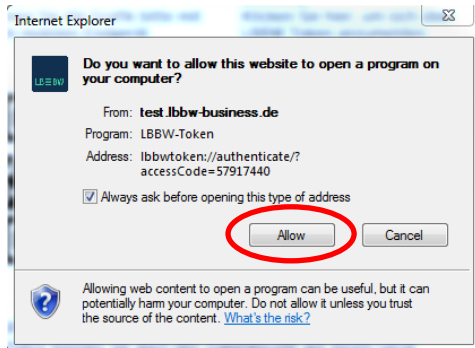
Payments App in Corporates-Portal - Key migration with LBBW Token Desktop

Please perform the following steps:

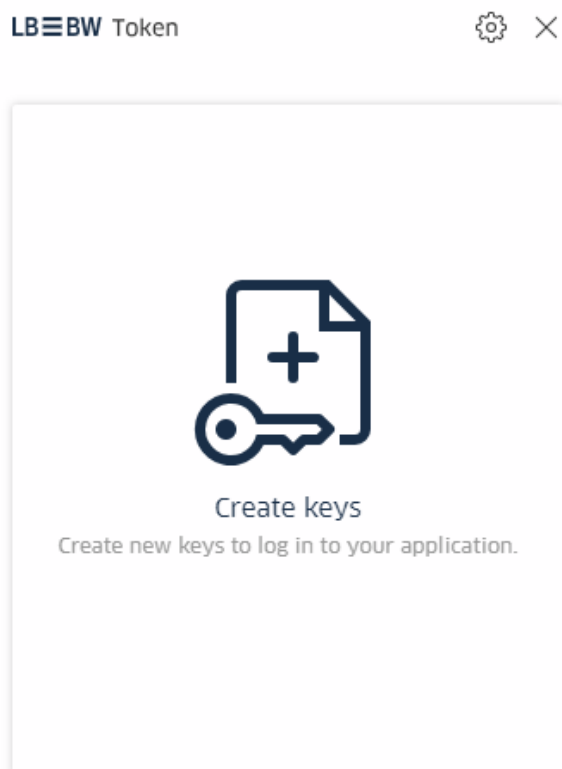
1) Open the Corporates-Portal in your browser and click on the "LBBW Token" tab. Then click on "LBBW Token" (on the right under "Desktop").



2) Confirm the corresponding message window of your browser (depending on your browser, you can also deactivate this message).



3) Open the LBBW Token and click on the new window “Create keys”.



4) Click on Start.

LBBW Token



Create keys

Create keys to log in to your application.

Cancel

Start

5) Enter the password you want to set twice
(10 to 20 digits incl. capital letter, lower case letter and number)...

LB BW Token



Step 1/4

Choose your password.

Password

Confirm password

Cancel

Next

... and click on Next.

LB BW Token



Step 1/4

Choose your password.

Password

Strong

Confirm password

Cancel

Next

6) Enter your Customer ID and User ID in **CAPITAL LETTERS...**

LBBW Token



Step 2/4

Please enter Customer ID and User ID.

Customer ID

User ID

Cancel

Next

... and click on Next.

LBBW Token



Step 2/4

Please enter Customer ID and User ID.

Customer ID

User ID


7) Click on Next.

LBBW Token



Step 3/4

The initialisation was successful.



8) Click on Finish...

LBBW Token



Step 4/4

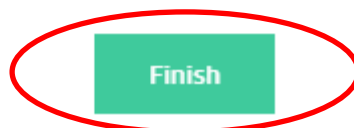
Finish the registration:

- 1 Log in to LBBW IFP with your existing credentials.



- 2 Go to menu "Personalisation" - "Registered Devices" and step into the details of the device in status "Waiting for release".

- 3 Confirm the registration with your existing credentials



... and then log in the Corporates-Portal as usual with your old key file and password (tab EBICS).

Corporates Portal

EBICS LBBW Token

Key location

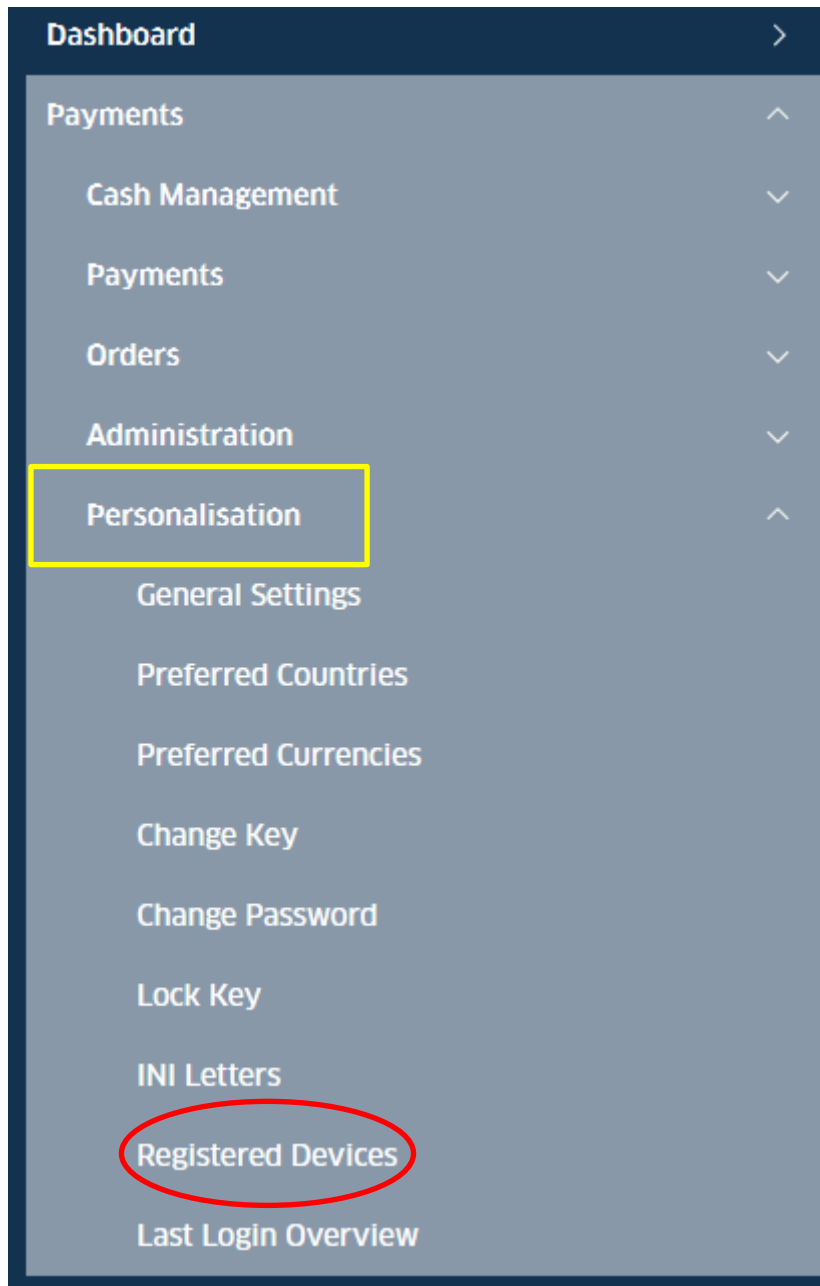
 BROWSE

Password

 LOGIN

- My user account is not active yet.
- I want to reprint my INI letter.
- Go to the demo mode.
- System Info

9) Select the item "Registered Devices" in the Personalisation menu.



10) Click on the entry of your device (do not hook).

[Personalisation](#) > [Registered Devices](#)

Configure Devices

Registered Devices | Last Login Overview

Registered devices 1 Entry

View: All devices View management: [Settings] [Download] [Refresh] [Filter]

Service name	App name	Device	Key status
<input type="checkbox"/> TS010034	LBBW Token	Windows	Waiting for release

Select: All | Page: 1 | Next

11) Select the storage location of your key file, enter your old password...

Registered Device Details: TS010034

Device name: TS010034
 Device: Windows
 App name: LBBW Token
 Key status: Waiting for release
 Registration code: 02 5A 43 E3 6F 61 20 DA
 Key version: A006
 Key submitted at: 07/11/2019 13:56:01
 Key location*
 Password*

Browse

* Mandatory fields

Navigate within the list of registered devices:

[<] [←] [→] [>]

Confirm registration | Delete registration | Close

... and then click on "Confirm registration".

Registered Device Details: TS010034

Device name	TS010034
Device	Windows
App name	LBBW Token
Key status	Waiting for release
Registration code	02 5A 43 E3 6F 61 20 DA
Key version	A006
Key submitted at	07/11/2019 13:56:01
Key location*	<input type="text" value="KeyBag.dat"/> <input type="button" value="Browse"/>
Password*	<input type="password" value="....."/>

* Mandatory fields

Navigate within the list of registered devices:

|< < > >|

12) Click on Yes.

Warning

Your LBBW Token will be released.

Your existing credentials will be locked. You will only be able to log in and authorise with your LBBW Token.

Are you sure you want to continue?

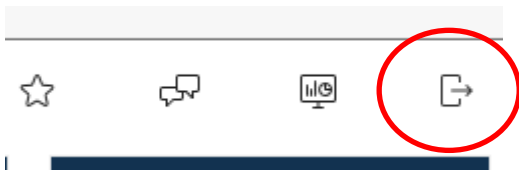
13) Click on Close.

Information

You have successfully released your LBBW Token, You will be logged out now. Please click on the 'Login again' and select the login method 'LBBW Token' on the login screen to log in with your token.

A green rectangular button with the word "Close" in white text, circled in red.

14) Log out from the Corporates-Portal.



You have successfully logged out.


15) Click on the "LBBW Token" tab in your browser in the Corporates-Portal. Then click on "LBBW Token" (on the right under "Desktop").

Corporates Portal


EBICS

LBBW Token

Mobile
Please scan the graphic with your mobile device.



Desktop
Click to log in via LBBW Token.



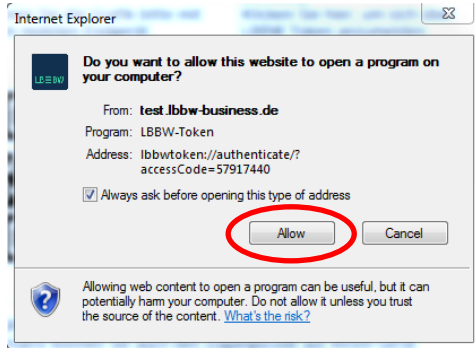
LBBW Token

Access Code
Alternatively you can enter the access code on your device.

0302 7953
📋

- ✕ [My user account is not active yet.](#)
- ✕ [LBBW Token Information and download](#)
- ✕ [Go to the demo mode.](#)
- ✕ [System Info](#)

16) Confirm the corresponding message window of your browser (depending on your browser, you can also deactivate this message).



17) Your LBBW Token opens. Enter your password and click on Login.

LBBW Token



Login

Password

Forgot password?

Login

18) You are then logged in the Corporates-Portal (the LBBW Token can be placed in the background by clicking on "x").