

Stand: August 2019

Payments App in Corporates-Portal - Installation LBBW Token Desktop

Please perform the following steps:

1) Open the Corporates-Portal in your browser and click on the "LBBW Token" tab. Then click on the link "LBBW Token information and download".

Corporates Portal

EBICS-Token | **Mobile Token**

Mobile
Please scan the graphic with your mobile device.

Desktop
Click to log in via LBBW Token.

or

LBBW Token

Access Code
Alternatively you can enter the access code on your device.

8347 8589

- My user account is not active yet.
- LBBW Token Information and download**
- Go to the demo mode.
- System Info


2) Click on „Download installer“.


LBBW Token information and download


The LBBW Token supports the secure user authentication and authorisation of payments and other financial operations without any additional devices, which makes the need for tokens, such as smartcards, superfluous.

Download LBBW Token

To install and use the LBBW Token, please download the application below and follow the initialisation workflow.

 Desktop application

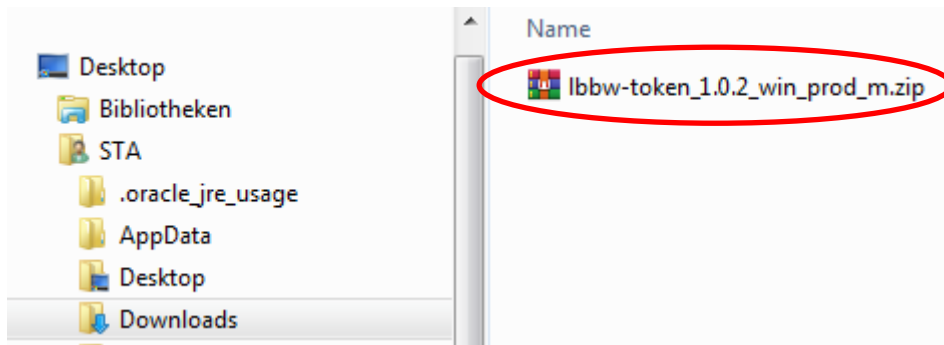
Windows 

Mac 

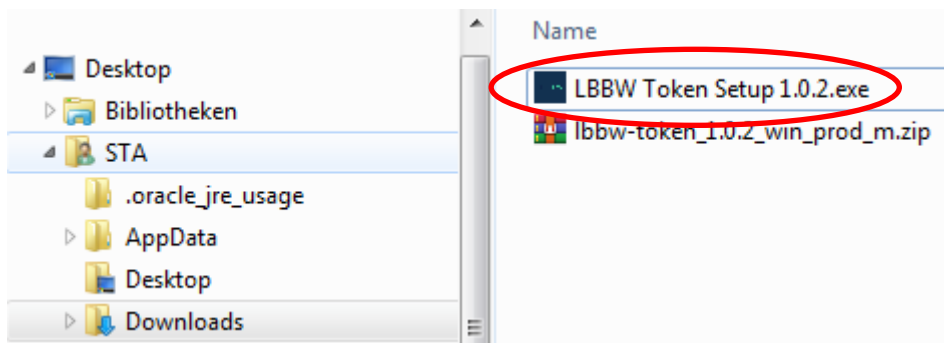
Windows
Download installer

Mac
Download application

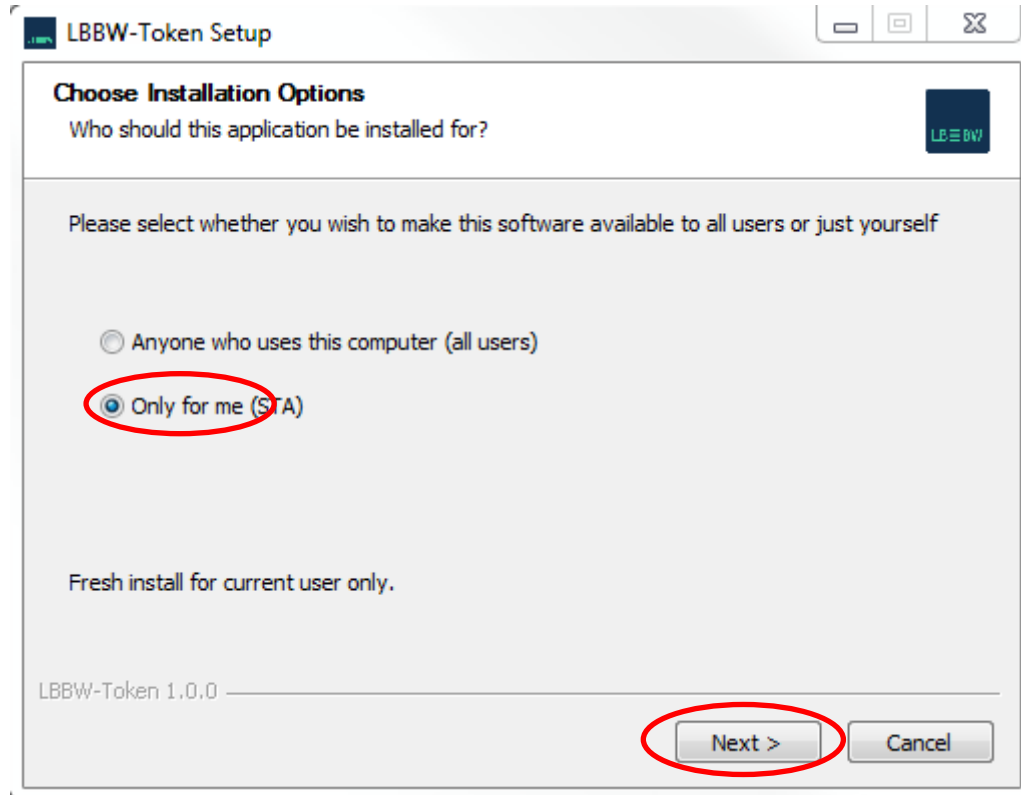
3) Unzip the downloaded zip file...



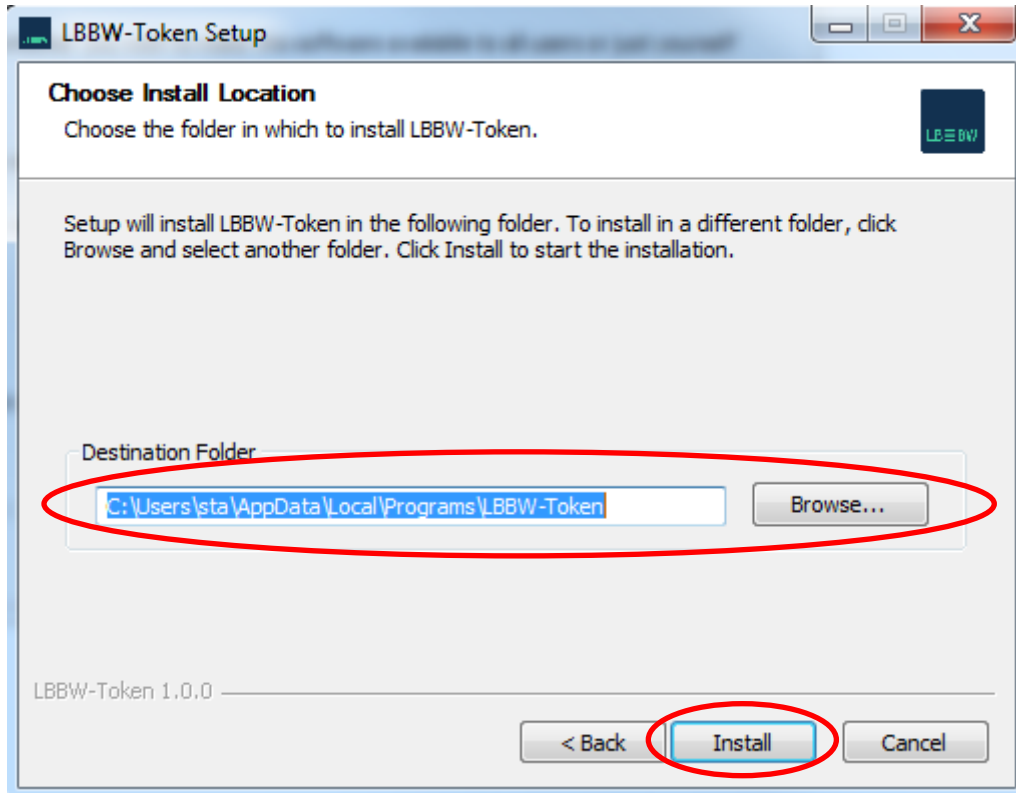
... and start the unzipped file by double-clicking on it.



4) Select the variant "Only for me" and then click on Next. Please select the option "Anyone who uses this computer" only if several people are using the computer.



5) Select the desired target directory in which the "LBBW Token" program is to be installed and then click Install.



6) Click on Finish.

