


## Landesbank Baden-Wuerttemberg - Mortgage Covered Bonds

### Covered Bonds / Germany

<b>Contacts</b>	Lenhard, Martin - +49 (697) 073-0743 - Martin.Lenhard@moodys.com Balsamo, Giuseppe - +44 (207) 772-8701 - Giuseppe.Balsamo@moodys.com	
<b>Monitoring Client Service Desk</b>	Monitor.CB@moodys.com London: +44 20 7772-5454, csdlondon@moodys.com	Click on the icon to download data into Excel & to see Glossary of terms used Click <a href="#">here</a> to access the covered bond programme webpage on moodys.com

Reporting as of: 30/09/2018 All amounts in EUR (unless otherwise specified)

For information on how to read this report, see the latest Moody's Global Covered Bond Monitoring Overview

Data as provided to Moody's Investors Service (note 1)

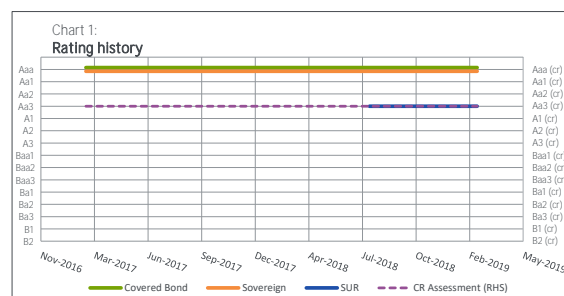
### I. Programme Overview

#### Overview

Year of initial rating assignment:	1998
Total outstanding liabilities:	EUR 11,258,001,748
Total assets in the Cover Pool:	EUR 14,238,229,157
Issuer name / CR Assessment:	Landesbank Baden-Wuerttemberg / Aa3(cr)
Group or parent name / CR Assessment:	n/a
Main collateral type:	Commercial

#### Ratings

Covered bonds rating:	Aaa
Entity used in Moody's EL & TPI analysis:	Landesbank Baden-Wuerttemberg
CB anchor:	CR Assessment + 1 notch
CR Assessment:	Aa3(cr)
SUR:	Aa3
Unsecured claim used for Moody's EL analysis:	Yes



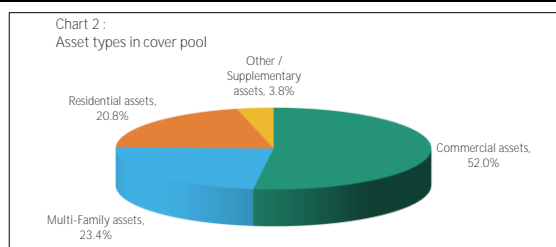
### II. Value of the Cover Pool

#### Collateral quality

Collateral Score:	9.5%
Collateral Score excl. systemic risk:	n/a

#### Cover Pool losses

Collateral Risk (Collateral Score post-haircut):	6.3%	32%
Market Risk:	13.3%	68%
	19.6%	(100%)



### III. Over-Collateralisation Levels (notes 2 & 3)

Over-Collateralisation (OC) figures presented below include Eligible only collateral. Over-Collateralisation levels are provided on any of the following: nominal basis or unstressed NPV basis or on stressed NPV basis. NPV stress assumptions applied as required by the legal framework for German Pfandbriefe.

#### Current situation

Committed OC (Stressed NPV):	2.0%
Current OC (Unstressed NPV):	34.2%
OC consistent with current rating (note 4)	0.5%

#### Sensitivity scenario CB anchor

	OC consistent with current rating
Scenario 1: CB anchor is lowered by	1 notch 8.0%

### IV. Timely Payment Indicator & TPI Leeway

Timely Payment Indicator (TPI):	High
TPI Leeway:	5

#### Extract from TPI table - CB anchor is CR Assessment + 1 notch

CR Assessment	High
Aaa(cr)	Aaa
Aa1(cr)	Aaa
Aa2(cr)	Aaa
<b>Aa3(cr)</b>	<b>Aaa</b>
A1(cr)	Aaa
A2(cr)	Aaa
A3(cr)	Aaa
Baa1(cr)	Aaa
Baa2(cr)	Aaa
Baa3(cr)	Aa1

#### Legal framework

Does a specific covered bond law apply for this programme:	Yes, Pfandbrief Act
Main country in which collateral is based:	Germany
Country in which issuer is based:	Germany

#### Timely payment

Refinancing period for principal payments of 6 months or greater:	No
Liquidity reserve to support timely payments on all issuances:	Yes

Please refer to section 4 of the Pfandbrief Act.

(note 1) The data reported in this PO is based on information provided by the issuer and may include certain assumptions made by Moody's. Moody's accepts no responsibility for the information provided to it and, whilst it believes the assumptions it has made are reasonable, cannot guarantee that they are or will remain accurate. Although Moody's encourages all issuers to provide reporting data in a consistent manner, there may be differences in the way that certain data is categorised by issuers. The data reporting template (which Issuers are requested to use) is available on request.

(note 2) This assumes the Covered Bonds rating is not constrained by the TPI. Also to the extent rating assumptions change following a downgrade or an upgrade of the Issuer, the necessary OC stated here may also change. This is especially significant in the case of CR assessments of A3(cr) or Baa1(cr), as the necessary OC following a 1 notch downgrade may then be substantially higher than the amount suggested here as market risks are considered more critically by Moody's at this time. In any event, the necessary OC amounts stated here are subject to change at anytime at Moody's discretion.

(note 3) This is the minimum OC calculated to be consistent with the current rating under Moody's expected loss model. However, the level of OC consistent with a given rating level may differ from this amount where ratings are capped under the TPI framework and, for example, where committee discretion is applied.

(note 4) The OC consistent with the current rating is the minimum level of over-collateralisation which is necessary to support the covered bond rating at its current level on the basis of the pool as per the cut-off date. The sensitivity run is based on certain assumptions, including that the Covered Bonds rating is not constrained by the TPI. Further, this sensitivity run is a model output only and therefore a simplification as it does not take into account certain assumptions that may change as an issuer is downgraded, and as a result the actual OC number consistent with the current rating may be higher than shown. The OC required may also differ from the model output in situations when committee discretion is applied. In any event, the OC amounts stated here are subject to change at any time at Moody's discretion.

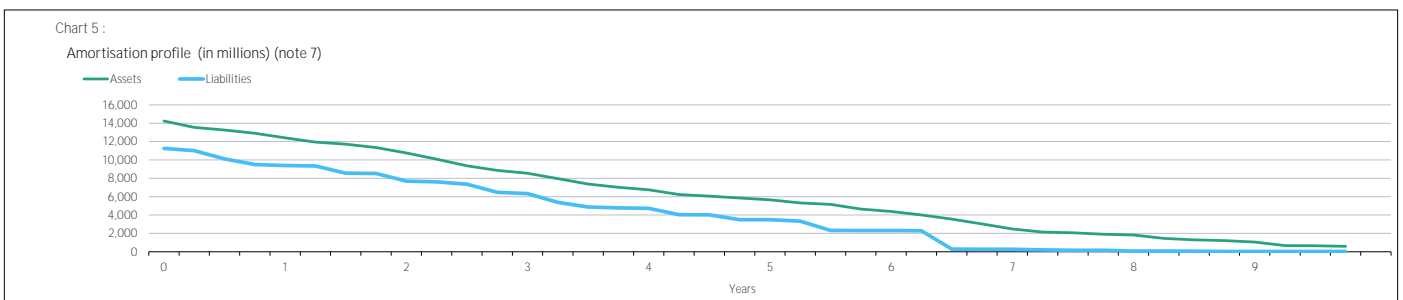
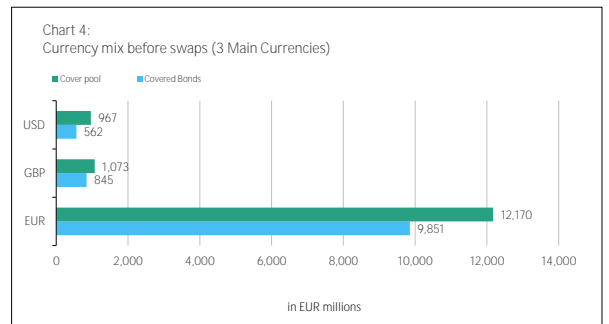
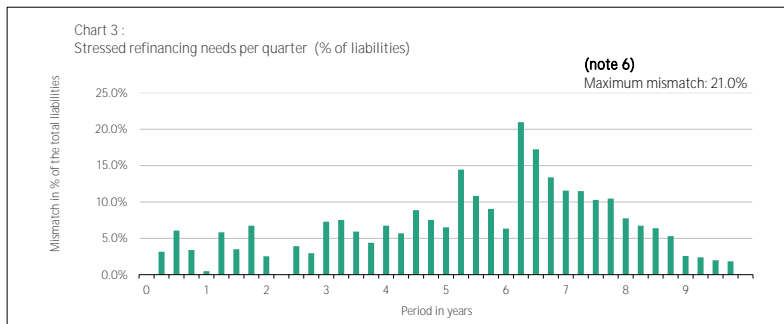
### V. Asset Liability Profile

#### Interest Rate & Duration Mismatch (note 5)

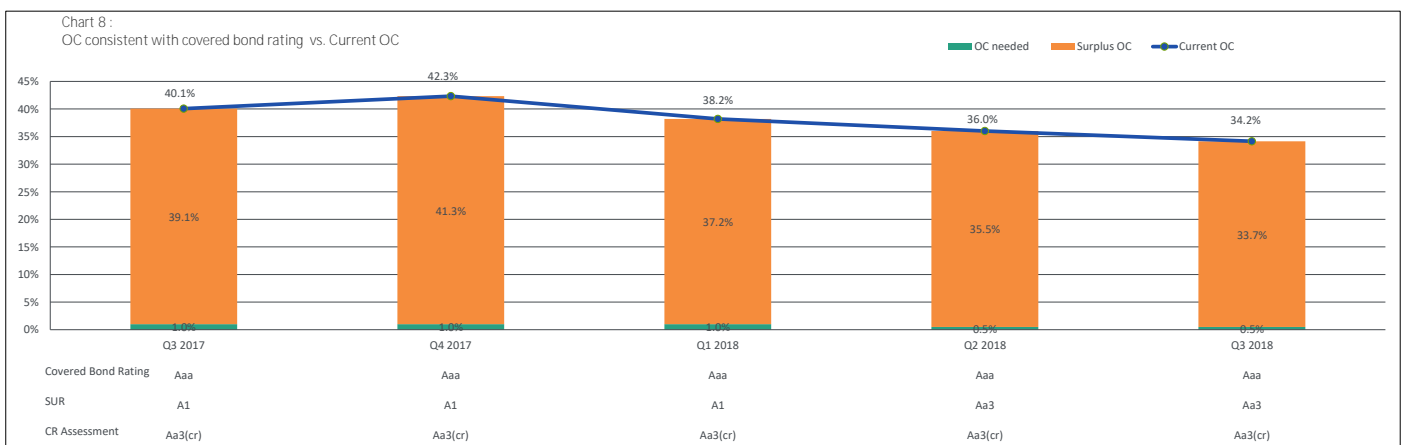
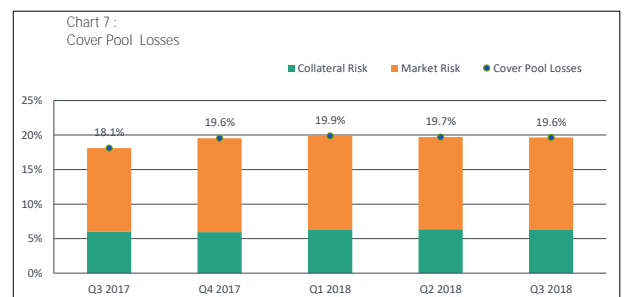
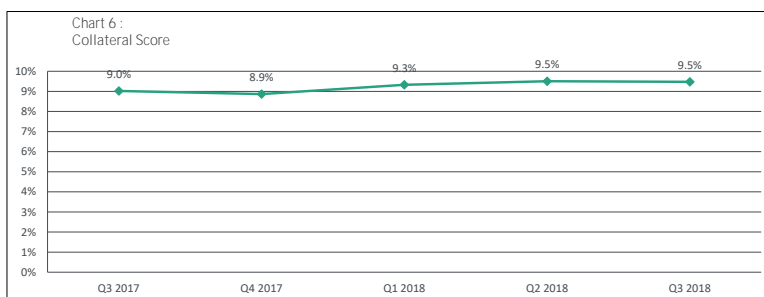
Fixed rate assets in the cover pool:	72.4%
Fixed rate covered bonds outstanding:	89.7%
WAL of outstanding covered bonds:	3.5 years
WAL of the cover pool:	6.7 years

#### Swap Arrangements

Interest rate swap(s) in the Cover Pool:	No
Intra-group interest rate swap(s) provider(s):	No
Currency swap(s) in the Cover Pool:	No
Intra-group currency swap(s) provider(s):	No



### VI. Performance Evolution



This publication does not announce a credit rating action. For any credit ratings referenced in this publication, please see the ratings tab on the issuer/entity page on [www.moody.com](http://www.moody.com) for the most updated credit rating action information and rating history.

(note 5) This assumes no prepayment.

(note 6) Based on principal flows only. Assumptions include no prepayments, principal collections limited to the portion of assets that make up the amount of the liabilities plus committed OC, no further CB issuance and no further assets added to the cover pool.

(note 7) Assumptions include no swap in place in Cover Pool, no prepayment and no further CB issuance.

VII. Cover Pool Information - Residential Assets

Overview

Asset type:	Residential
Asset balance:	2,956,138,063
Average loan balance:	71,940
Number of loans:	41,091
Number of borrowers:	32,578
Number of properties:	35,764
WA remaining term (in months):	75
WA seasoning (in months):	92

Details on LTV

WA unindexed LTV (*)	61.4%
WA Indexed LTV:	n/d
Valuation type:	Lending Value
LTV threshold:	60.0%
Junior ranks:	n/d
Prior ranks:	n/d

Specific Loan and Borrower characteristics

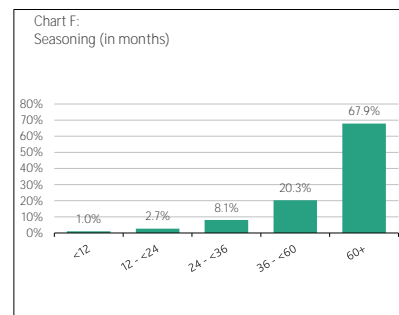
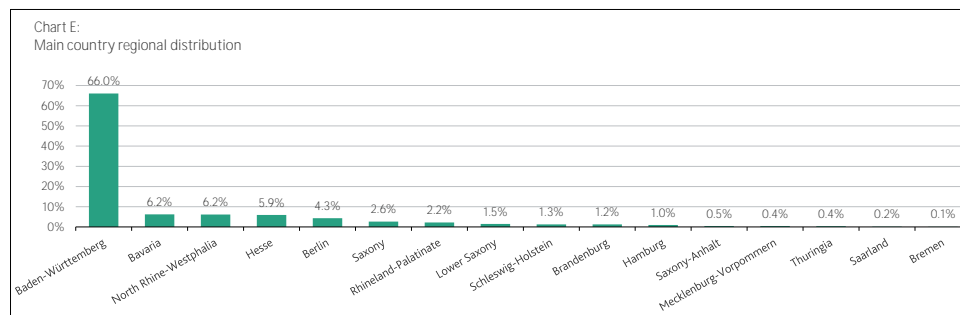
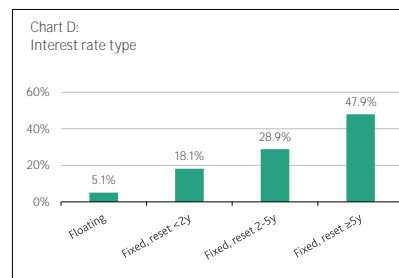
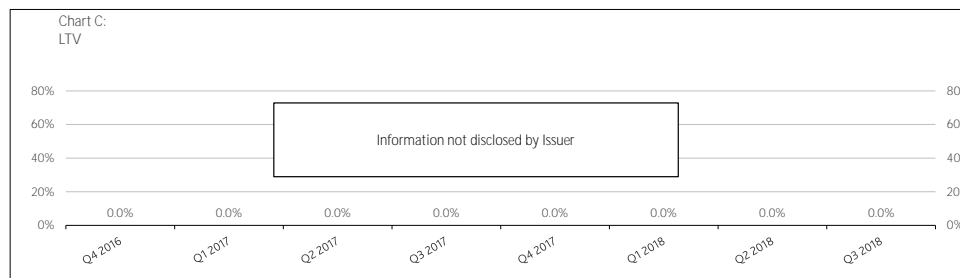
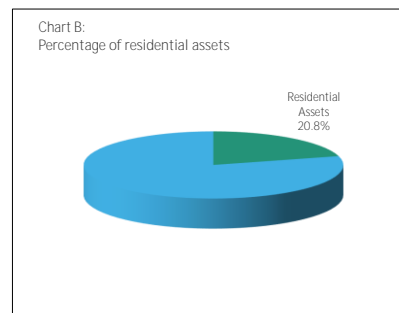
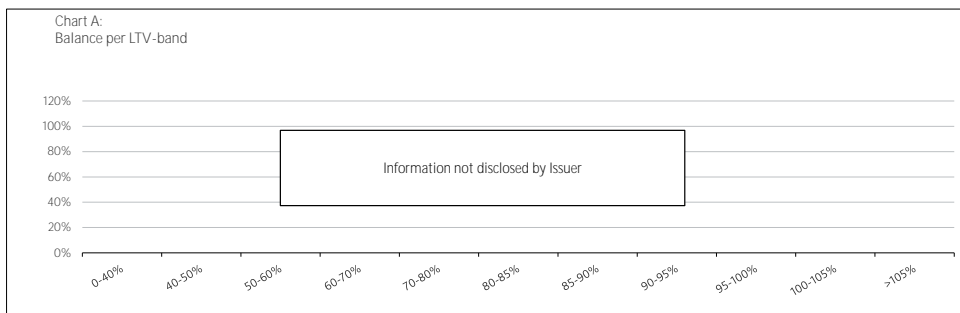
Loans with an external guarantee in addition to a mortgage:	n/a
Interest only Loans	13.0%
Loans for second homes / Vacation:	n/a
Buy to let loans / Non owner occupied properties:	n/a
Limited income verified:	n/a
Adverse credit characteristics (**)	n/a

Performance

Loans in arrears ( ≥ 2months - < 6months):	0.0%
Loans in arrears ( ≥ 6months - < 12months):	0.0%
Loans in arrears ( ≥ 12months):	0.0%
Loans in a foreclosure procedure:	0.0%

Multi-Family Properties

Loans to tenants of tenant-owned Housing Cooperatives:	n/a
Other type of Multi-Family loans (***)	n/a



(note \*) may be based on property value at time of origination or further advance or borrower refinancing.  
 (note \*\*) Typically borrowers with a previous personal bankruptcy or borrowers with record of court claims against them at time of origination.  
 (note \*\*\*) This "other" type refers to loans directly to Housing Cooperatives and to Landlords of Multi-Family properties (not included in Buy to let).

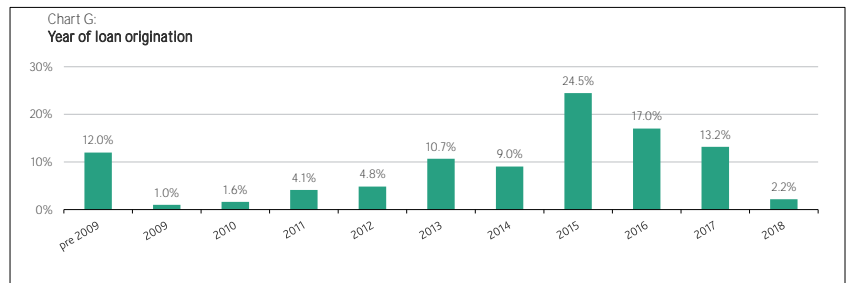
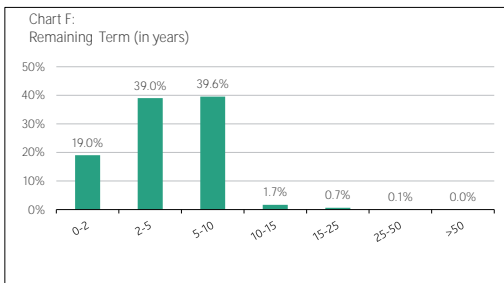
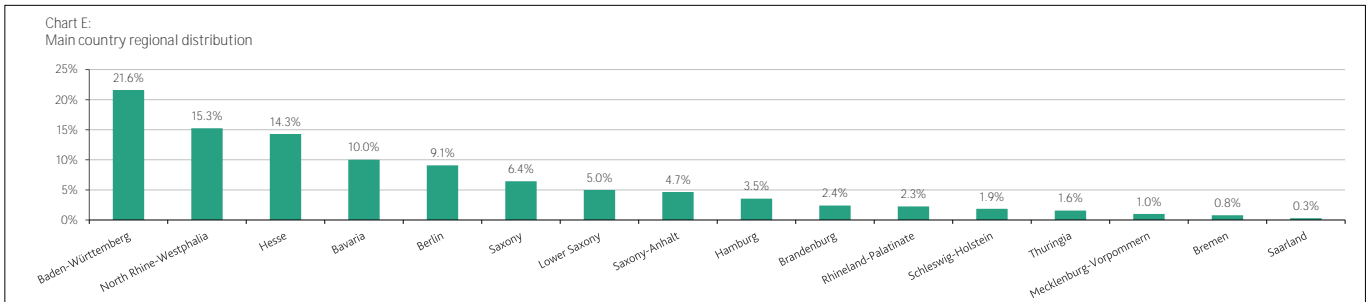
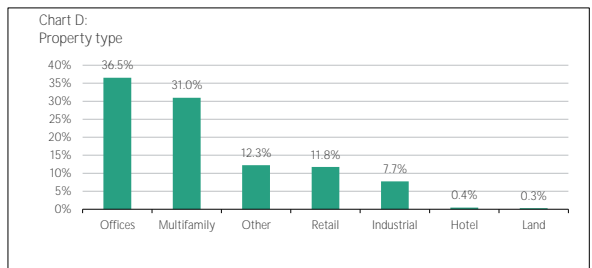
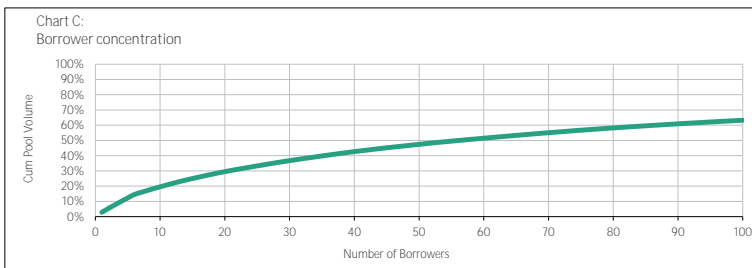
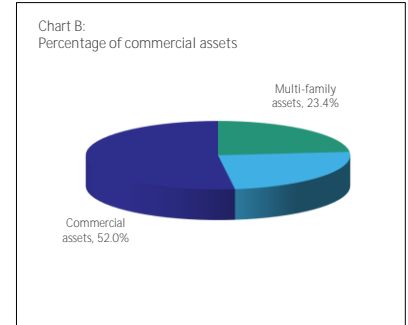
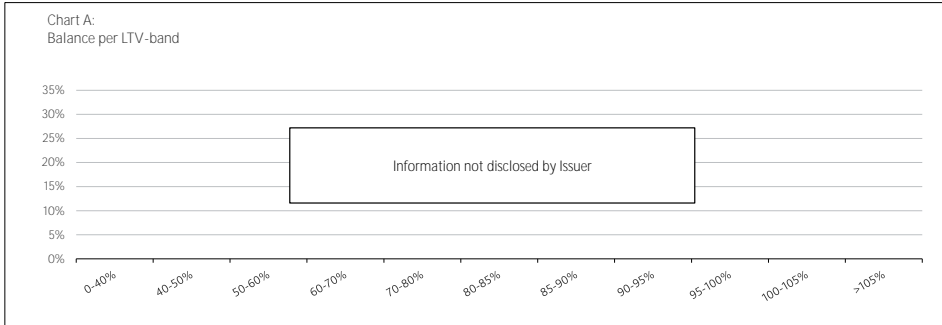
VIII. Cover Pool Information - Commercial Assets

Overview

Asset type:	Commercial
Asset balance:	10,744,125,602
Average loan balance:	1,597,328
Number of loans:	6,726
Number of borrowers:	4,022
Number of properties:	7,701
Largest 10 loans:	10.6%
WA remaining term (in months):	55
WA seasoning (in months):	60
Main countries:	Germany (79.6%), UK (10.0%), USA (9.0%)

Specific Loan and Borrower characteristics

Bullet loans:	41.9%
Loans in non-domestic currency:	19.1%
Percentage of fixed rate loans:	73.3%
<b>Performance</b>	
Loans in arrears ≥ 2 months:	0.0%
Loans in a foreclosure procedure:	0.0%
<b>Details on LTV</b>	
WA current LTV(*):	74.5%
WA indexed LTV:	n/d
Valuation type:	Lending Value
LTV Threshold:	60.0%
Junior ranks:	n/d
Prior and Equal ranks:	n/d



(note \*) Based on original property valuation.

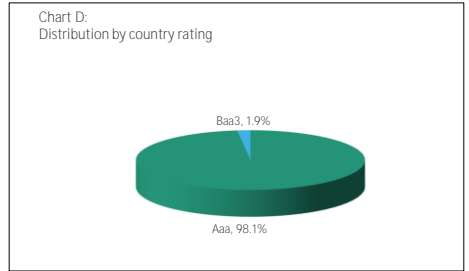
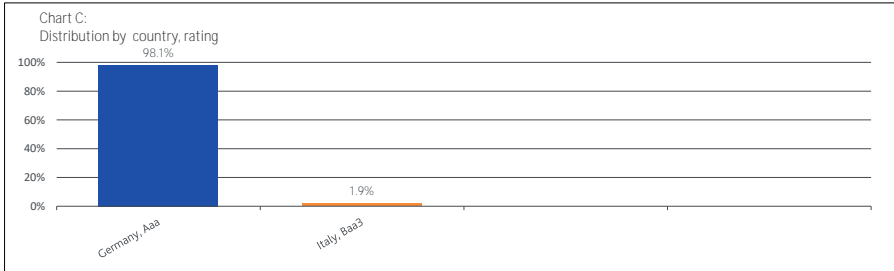

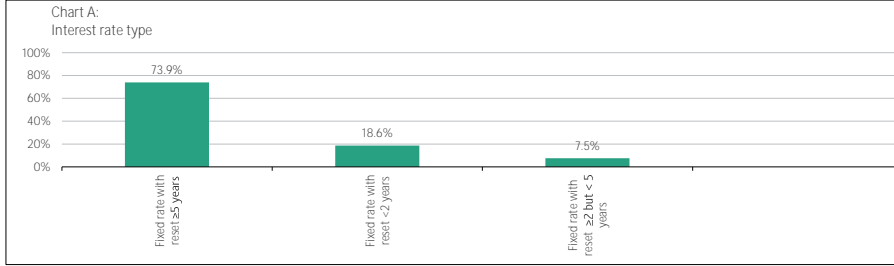
IX. Cover Pool Information - Supplementary Assets

Overview

	Supplementary Assets
Asset type:	
Asset balance:	537,965,493
WA remaining Term (in months):	62
Number of assets:	7
Number of borrowers:	7
Average assets size:	76,852,213
Average exposure to borrowers:	76,852,213

Specific Loan and Borrower characteristics

Repo eligible assets:	100.0%
Percentage of fixed rate assets:	100.0%
Percentage of bullet assets:	100.0%
Assets in non-domestic currency:	0.0%
<b>Performance</b>	
Assets in arrears ( ≥ 2months - < 6months):	0.0%
Assets in arrears ( ≥ 6months - < 12months):	0.0%
Assets in arrears ( > 12months):	0.0%
Assets in a enforcement procedure:	0.0%



## X. Liabilities Information: Last 50 Issuances

ISIN	Series Number	Currency	Outstanding Amount	Issuance Date	Expected Maturity	Legal Final Maturity	Interest Rate Type	Coupon	Principal Payment
DE000LB1P9C8	n/d	EUR	500,000,000	27/06/2018	27/06/2023	27/06/2023	Fixed rate	0.125%	BULLETT
DE000LB1P8N7	n/d	EUR	248,574	05/06/2018	02/01/2026	02/01/2026	Zero Bond	Zero	BULLETT
DE000LB1P8P2	n/d	EUR	314,008	05/06/2018	02/01/2031	02/01/2031	Zero Bond	Zero	BULLETT
DE000LB1P7A6	n/d	GBP	750,000,000	18/05/2018	18/05/2021	18/05/2021	Floating rate	3M GBP Libor + 27 bps	BULLETT
DE000LB1P6B6	n/d	EUR	270,404	04/05/2018	02/01/2025	02/01/2025	Zero Bond	Zero	BULLETT
DE000LB1P2E9	n/d	EUR	534,923	02/02/2018	04/01/2027	04/01/2027	Zero Bond	Zero	BULLETT
DE000LB1P1C5	n/d	EUR	225,500,000	18/01/2018	18/01/2021	18/01/2021	Fixed rate	1.750%	BULLETT
DE000LB1M2X2	n/d	EUR	1,000,000,000	10/01/2018	10/01/2025	10/01/2025	Fixed rate	0.250%	BULLETT
DE000LB1DVK8	n/d	EUR	25,000,000	28/06/2017	28/06/2022	28/06/2022	Fixed rate	0.031%	BULLETT
DE000LB1DVV7	n/d	EUR	437,056	06/06/2017	03/01/2022	03/01/2022	Zero Bond	Zero	BULLETT
DE000LB1DVV5	n/d	EUR	649,974	06/06/2017	02/01/2024	02/01/2024	Zero Bond	Zero	BULLETT
DE000LB1DVX3	n/d	EUR	571,378	06/06/2017	03/01/2028	03/01/2028	Zero Bond	Zero	BULLETT
DE000LB1DUV9	n/d	EUR	25,000,000	11/05/2017	20/05/2022	20/05/2022	Fixed rate	0.130%	BULLETT
DE000LB1DSZ4	n/d	EUR	1,522	06/03/2017	02/01/2045	02/01/2045	Zero Bond	Zero	BULLETT
DE000LB1DSM2	n/d	EUR	1,000,000,000	27/02/2017	27/02/2025	27/02/2025	Fixed rate	0.375%	BULLETT
DE000LB1DRT9	n/d	EUR	1,000,000,000	10/01/2017	10/01/2024	10/01/2024	Fixed rate	0.200%	BULLETT
DE000LB1DRM4	n/d	EUR	384,597	05/01/2017	02/01/2029	02/01/2029	Zero Bond	Zero	BULLETT
DE000LB1DRN2	n/d	EUR	643,147	05/01/2017	02/01/2030	02/01/2030	Zero Bond	Zero	BULLETT
DE000LB1DRF8	n/d	EUR	75,000,000	20/12/2016	20/12/2021	20/12/2021	Fixed rate	0.037%	BULLETT
DE000LB1DRG6	n/d	EUR	25,000,000	20/12/2016	20/09/2021	20/09/2021	Fixed rate	0.005%	BULLETT
DE000LB1B2S5	n/d	EUR	683	07/10/2016	04/01/2049	04/01/2049	Zero Bond	Zero	BULLETT
DE000LB1B0U5	n/d	EUR	30,000,000	22/07/2016	22/07/2026	22/07/2026	Fixed rate	0.324%	BULLETT
DE000LB1B0V3	n/d	EUR	50,000,000	22/07/2016	22/07/2026	22/07/2026	Fixed rate	0.250%	BULLETT
DE000LB1A706	n/d	EUR	803	06/06/2016	02/01/2048	02/01/2048	Zero Bond	Zero	BULLETT
DE000LB09QM2	n/d	USD	650,000,000	24/05/2016	24/05/2019	24/05/2019	Fixed rate	1.500%	BULLETT
DE000LB09PR3	n/d	EUR	750,000,000	11/05/2016	11/11/2021	11/11/2021	Fixed rate	0.050%	BULLETT
DE000LB09PO5	n/d	EUR	932,333	06/05/2016	04/01/2027	04/01/2027	Zero Bond	Zero	BULLETT
DE000LB06G44	n/d	EUR	500,000,000	19/02/2016	21/02/2022	21/02/2022	Fixed rate	0.125%	BULLETT
DE000LB06FB4	n/d	EUR	750,000,000	12/01/2016	13/01/2020	13/01/2020	Fixed rate	0.050%	BULLETT
DE000LB06FA6	n/d	EUR	959,243	06/01/2016	02/01/2025	02/01/2025	Zero Bond	Zero	BULLETT
DE000LB06C06	n/d	EUR	1,008	05/10/2015	03/01/2050	03/01/2050	Zero Bond	Zero	BULLETT
DE000LB06CH8	n/d	EUR	5,000,000	21/09/2015	21/09/2022	21/09/2022	Fixed rate	0.625%	BULLETT
DE000LB01ZE7	n/d	EUR	750,000,000	21/07/2015	21/07/2020	21/07/2020	Fixed rate	0.250%	BULLETT
DE000LB01Y54	n/d	EUR	151,850	06/07/2015	02/01/2019	02/01/2019	Zero Bond	Zero	BULLETT
DE000LB01WS4	n/d	EUR	10,000,000	11/05/2015	13/05/2024	13/05/2024	Fixed rate	0.675%	BULLETT
DE000LB01RPO	n/d	EUR	4,000,000	23/02/2015	23/02/2024	23/02/2024	Fixed rate	0.650%	BULLETT
DE000LB00MW9	n/d	EUR	500,000,000	19/01/2015	21/01/2019	21/01/2019	Fixed rate	0.100%	BULLETT
DE000LB00MU3	n/d	EUR	10,000,000	13/01/2015	13/01/2025	13/01/2025	Fixed rate	0.750%	BULLETT
DE000LB00ME7	n/d	EUR	10,000,000	19/12/2014	19/12/2019	19/12/2019	Fixed rate	0.275%	BULLETT
DE000LB00DG1	n/d	EUR	16,000,000	15/12/2014	15/12/2023	15/12/2023	Fixed rate	0.875%	BULLETT
DE000LB00C93	n/d	EUR	26,000,000	09/12/2014	09/12/2022	09/12/2022	Floating rate	3M EURIBOR + 9 bps	BULLETT
DE000LB00CH1	n/d	EUR	59,000,000	18/11/2014	18/11/2021	18/11/2021	Fixed rate	0.625%	BULLETT
DE000LB00CM1	n/d	EUR	500,000,000	18/11/2014	18/11/2022	18/11/2022	Fixed rate	0.750%	BULLETT
DE000LB00CF5	n/d	EUR	10,000,000	11/11/2014	11/11/2022	11/11/2022	Fixed rate	0.800%	BULLETT
DE000LB00ZX9	n/d	EUR	10,000,000	30/10/2014	31/10/2022	31/10/2022	Fixed rate	1.000%	BULLETT
DE000LB020X2	n/d	EUR	25,000,000	30/10/2014	30/10/2023	30/10/2023	Zero Bond	Zero	BULLETT
DE000LB020P8	n/d	EUR	43,000,000	24/10/2014	24/10/2022	24/10/2022	Floating rate	6M EURIBOR + 1 bps	BULLETT
DE000LB020B5	n/d	EUR	936,301	07/10/2014	02/01/2023	02/01/2023	Zero Bond	Zero	BULLETT
DE000LB0Y8B2	n/d	EUR	15,000,000	22/09/2014	22/02/2021	22/02/2021	Fixed rate	0.750%	BULLETT
DE000LB0Y799	n/d	EUR	35,000,000	18/09/2014	18/09/2020	18/09/2020	Floating rate	6M EURIBOR + 0 bps	BULLETT

© 2019 Moody's Corporation, Moody's Investors Service, Inc., Moody's Analytics, Inc. and/or their licensors and affiliates (collectively, "MOODY'S"). All rights reserved.

CREDIT RATINGS ISSUED BY MOODY'S INVESTORS SERVICE, INC. AND ITS RATINGS AFFILIATES ("MIS") ARE MOODY'S CURRENT OPINIONS OF THE RELATIVE FUTURE CREDIT RISK OF ENTITIES, CREDIT COMMITMENTS, OR DEBT OR DEBT-LIKE SECURITIES, AND MOODY'S PUBLICATIONS MAY INCLUDE MOODY'S CURRENT OPINIONS OF THE RELATIVE FUTURE CREDIT RISK OF ENTITIES, CREDIT COMMITMENTS, OR DEBT OR DEBT-LIKE SECURITIES. MOODY'S DEFINES CREDIT RISK AS THE RISK THAT AN ENTITY MAY NOT MEET ITS CONTRACTUAL FINANCIAL OBLIGATIONS AS THEY COME DUE AND ANY ESTIMATED FINANCIAL LOSS IN THE EVENT OF DEFAULT OR IMPAIRMENT. SEE MOODY'S RATING SYMBOLS AND DEFINITIONS PUBLICATION FOR INFORMATION ON THE TYPES OF CONTRACTUAL FINANCIAL OBLIGATIONS ADDRESSED BY MOODY'S RATINGS. CREDIT RATINGS DO NOT ADDRESS ANY OTHER RISK, INCLUDING BUT NOT LIMITED TO: LIQUIDITY RISK, MARKET VALUE RISK, OR PRICE VOLATILITY. CREDIT RATINGS AND MOODY'S OPINIONS INCLUDED IN MOODY'S PUBLICATIONS ARE NOT STATEMENTS OF CURRENT OR HISTORICAL FACT. MOODY'S PUBLICATIONS MAY ALSO INCLUDE QUANTITATIVE MODEL-BASED ESTIMATES OF CREDIT RISK AND RELATED OPINIONS OR COMMENTARY PUBLISHED BY MOODY'S ANALYTICS, INC. CREDIT RATINGS AND MOODY'S PUBLICATIONS DO NOT CONSTITUTE OR PROVIDE INVESTMENT OR FINANCIAL ADVICE, AND CREDIT RATINGS AND MOODY'S PUBLICATIONS ARE NOT AND DO NOT PROVIDE RECOMMENDATIONS TO PURCHASE, SELL, OR HOLD PARTICULAR SECURITIES. NEITHER CREDIT RATINGS NOR MOODY'S PUBLICATIONS COMMENT ON THE SUITABILITY OF AN INVESTMENT FOR ANY PARTICULAR INVESTOR. MOODY'S ISSUES ITS CREDIT RATINGS AND PUBLISHES MOODY'S PUBLICATIONS WITH THE EXPECTATION AND UNDERSTANDING THAT EACH INVESTOR WILL, WITH DUE CARE, MAKE ITS OWN STUDY AND EVALUATION OF EACH SECURITY THAT IS UNDER CONSIDERATION FOR PURCHASE, HOLDING, OR SALE.

MOODY'S CREDIT RATINGS AND MOODY'S PUBLICATIONS ARE NOT INTENDED FOR USE BY RETAIL INVESTORS AND IT WOULD BE RECKLESS AND INAPPROPRIATE FOR RETAIL INVESTORS TO USE MOODY'S CREDIT RATINGS OR MOODY'S PUBLICATIONS WHEN MAKING AN INVESTMENT DECISION. IF IN DOUBT YOU SHOULD CONTACT YOUR FINANCIAL OR OTHER PROFESSIONAL ADVISER.

ALL INFORMATION CONTAINED HEREIN IS PROTECTED BY LAW, INCLUDING BUT NOT LIMITED TO, COPYRIGHT LAW, AND NONE OF SUCH INFORMATION MAY BE COPIED OR OTHERWISE REPRODUCED, REPACKAGED, FURTHER TRANSMITTED, TRANSFERRED, DISSEMINATED, REDISTRIBUTED OR RESOLD, OR STORED FOR SUBSEQUENT USE FOR ANY SUCH PURPOSE, IN WHOLE OR IN PART, IN ANY FORM OR MANNER OR BY ANY MEANS WHATSOEVER, BY ANY PERSON WITHOUT MOODY'S PRIOR WRITTEN CONSENT.

CREDIT RATINGS AND MOODY'S PUBLICATIONS ARE NOT INTENDED FOR USE BY ANY PERSON AS A BENCHMARK AS THAT TERM IS DEFINED FOR REGULATORY PURPOSES AND MUST NOT BE USED IN ANY WAY THAT COULD RESULT IN THEM BEING CONSIDERED A BENCHMARK.

All information contained herein is obtained by MOODY'S from sources believed by it to be accurate and reliable. Because of the possibility of human or mechanical error as well as other factors, however, all information contained herein is provided "AS IS" without warranty of any kind. MOODY'S adopts all necessary measures so that the information it uses in assigning a credit rating is of sufficient quality and from sources MOODY'S considers to be reliable including, when appropriate, independent third-party sources. However, MOODY'S is not an auditor and cannot in every instance independently verify or validate information received in the rating process or in preparing the Moody's publications.

To the extent permitted by law, MOODY'S and its directors, officers, employees, agents, representatives, licensors and suppliers disclaim liability to any person or entity for any indirect, special, consequential, or incidental losses or damages whatsoever arising from or in connection with the information contained herein or the use of or inability to use any such information, even if MOODY'S or any of its directors, officers, employees, agents, representatives, licensors or suppliers is advised in advance of the possibility of such losses or damages, including but not limited to: (a) any loss of present or prospective profits or (b) any loss or damage arising where the relevant financial instrument is not the subject of a particular credit rating assigned by MOODY'S.

To the extent permitted by law, MOODY'S and its directors, officers, employees, agents, representatives, licensors and suppliers disclaim liability for any direct or compensatory losses or damages caused to any person or entity, including but not limited to by any negligence (but excluding fraud, willful misconduct or any other type of liability that, for the avoidance of doubt, by law cannot be excluded) on the part of, or any contingency within or beyond the control of, MOODY'S or any of its directors, officers, employees, agents, representatives, licensors or suppliers, arising from or in connection with the information contained herein or the use of or inability to use any such information.

NO WARRANTY, EXPRESS OR IMPLIED, AS TO THE ACCURACY, TIMELINESS, COMPLETENESS, MERCHANTABILITY OR FITNESS FOR ANY PARTICULAR PURPOSE OF ANY CREDIT RATING OR OTHER OPINION OR INFORMATION IS GIVEN OR MADE BY MOODY'S IN ANY FORM OR MANNER WHATSOEVER.

Moody's Investors Service, Inc., a wholly-owned credit rating agency subsidiary of Moody's Corporation ("MCO"), hereby discloses that most issuers of debt securities (including corporate and municipal bonds, debentures, notes and commercial paper) and preferred stock rated by Moody's Investors Service, Inc. have, prior to assignment of any rating, agreed to pay to Moody's Investors Service, Inc. for ratings opinions and services rendered by it fees ranging from \$1,000 to approximately \$2,700,000. MCO and MIS also maintain policies and procedures to address the independence of MIS's ratings and rating processes. Information regarding certain affiliations that may exist between directors of MCO and rated entities, and between entities who hold ratings from MIS and have also publicly reported to the SEC an ownership interest in MCO of more than 5%, is posted annually at [www.moody's.com](http://www.moody's.com) under the heading "Investor Relations — Corporate Governance — Director and Shareholder Affiliation Policy."

Additional terms for Australia only: Any publication into Australia of this document is pursuant to the Australian Financial Services License of MOODY'S affiliate, Moody's Investors Service Pty Limited ABN 61 003 399 657/AFSL 336969 and/or Moody's Analytics Australia Pty Ltd ABN 94 105 136 972/AFSL 383569 (as applicable). This document is intended to be provided only to "wholesale clients" within the meaning of section 761G of the Corporations Act 2001. By continuing to access this document from within Australia, you represent to MOODY'S that you are, or are accessing the document as a representative of, a "wholesale client" and that neither you nor the entity you represent will directly or indirectly disseminate this document or its contents to "retail clients" within the meaning of section 761G of the Corporations Act 2001. MOODY'S credit rating is an opinion as to the creditworthiness of a debt obligation of the issuer, not on the equity securities of the issuer or any form of security that is available to retail investors.

Additional terms for Japan only: Moody's Japan K.K. ("MJKK") is a wholly-owned credit rating agency subsidiary of Moody's Group Japan G.K., which is wholly-owned by Moody's Overseas Holdings Inc., a wholly-owned subsidiary of MCO. Moody's SF Japan K.K. ("MSFJ") is a wholly-owned credit rating agency subsidiary of MJKK. MSFJ is not a Nationally Recognized Statistical Rating Organization ("NRSRO"). Therefore, credit ratings assigned by MSFJ are Non-NRSRO Credit Ratings. Non-NRSRO Credit Ratings are assigned by an entity that is not a NRSRO and, consequently, the rated obligation will not qualify for certain types of treatment under U.S. laws. MJKK and MSFJ are credit rating agencies registered with the Japan Financial Services Agency and their registration numbers are FSA Commissioner (Ratings) No. 2 and 3 respectively.

MJKK or MSFJ (as applicable) hereby disclose that most issuers of debt securities (including corporate and municipal bonds, debentures, notes and commercial paper) and preferred stock rated by MJKK or MSFJ (as applicable) have, prior to assignment of any rating, agreed to pay to MJKK or MSFJ (as applicable) for ratings opinions and services rendered by it fees ranging from JPY125,000 to approximately JPY250,000,000.

MJKK and MSFJ also maintain policies and procedures to address Japanese regulatory requirements.