

Landesbank Baden-Wuerttemberg - Public-Sector Covered Bonds

Covered Bonds / Germany

Contacts Monitoring Client Service Desk	Nastassine, Stanislav - +49 (697) 073-0714 - Stanislav.Nastassine@moodys.com Veasey, Isabelle - +44 (207) 772-1389 - Isabelle.Veasey@moodys.com Monitor.CB@moodys.com London: +44 20 7772-5454, csdlondon@moodys.com	 Click on the icon to download data into Excel & to see Glossary of terms used Click here to access the covered bond programme webpage on moodys.com
--	---	---

Reporting as of: 31/03/2022 All amounts in EUR (unless otherwise specified)

For information on how to read this report, see the latest Moody's Covered Bonds Sector Update

Data as provided to Moody's Investors Service (note 1)

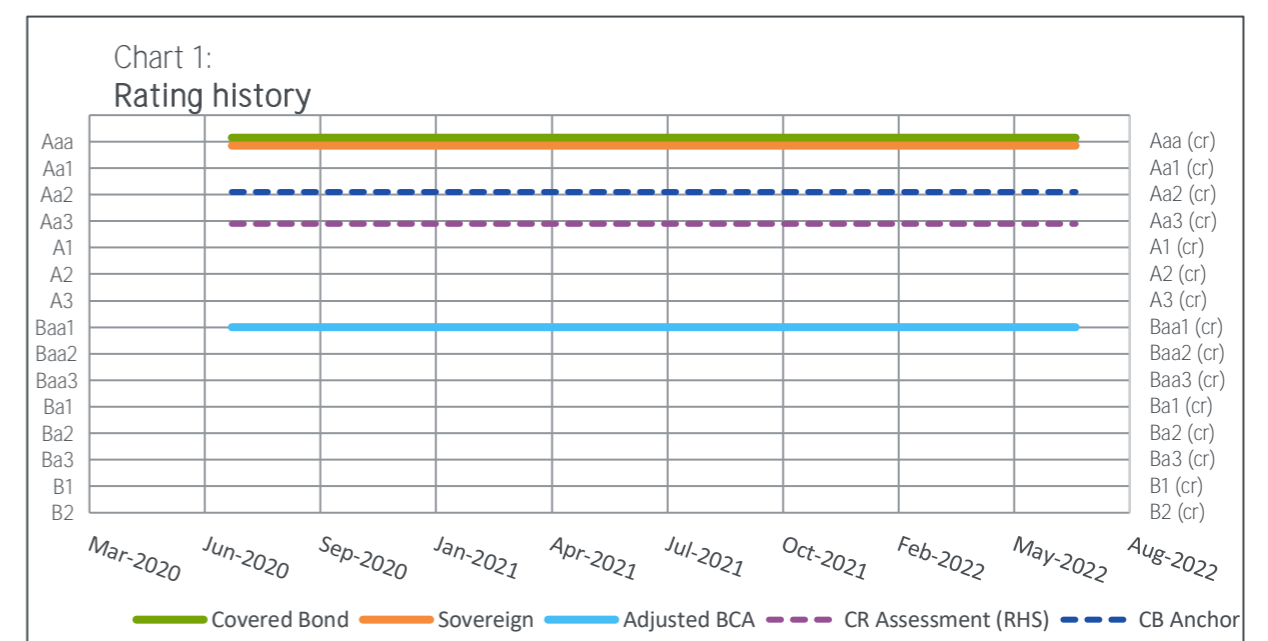
I. Programme Overview

Overview

Year of initial rating assignment:		1999
Total outstanding liabilities:	EUR	9,394,684,473
Total assets in the Cover Pool:	EUR	12,571,767,365
Issuer name / CR Assessment:	Landesbank Baden-Wuerttemberg / Aa3(cr)	
Group or parent name / CR Assessment:	n/a	
Main collateral type:	Public Sector	

Ratings

Covered bonds rating:	Aaa
Entity used in Moody's EL & TPI analysis:	Landesbank Baden-Wuerttemberg
CB anchor:	Aa2
CR Assessment:	Aa3(cr)
Adjusted BCA / SUR:	baa1 / Aa3
Unsecured claim used for Moody's EL analysis:	Yes



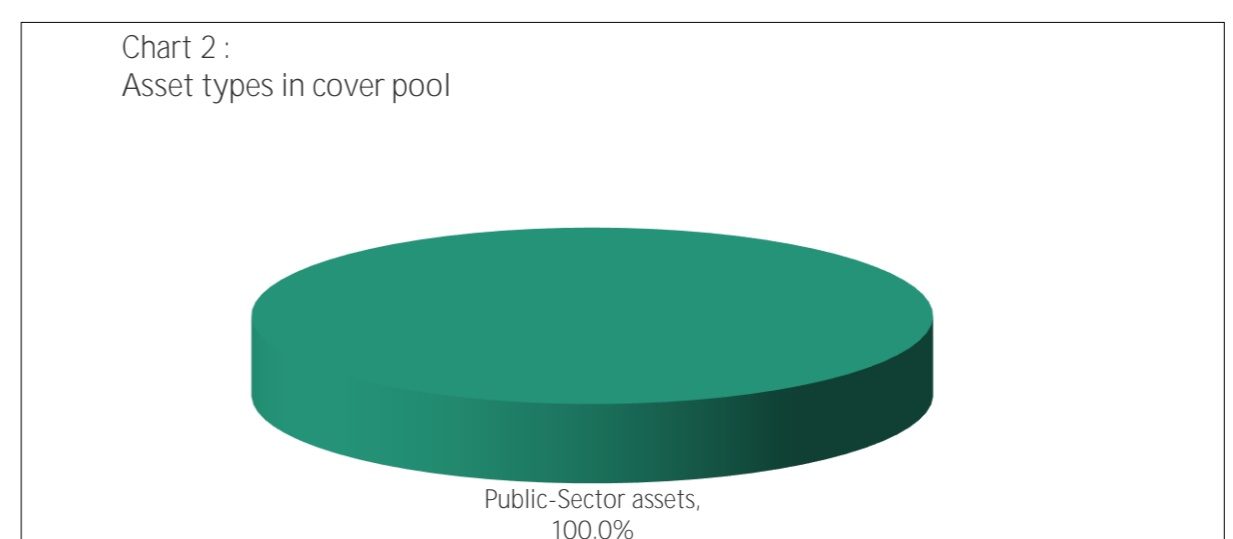
II. Value of the Cover Pool

Collateral quality

Collateral Score:	3.9%
Collateral Score excl. systemic risk:	n/a

Cover Pool losses

Collateral Risk (Collateral Score post-haircut):	2.1%	24%
Market Risk:	6.8%	76%
	8.9%	100%



III. Over-Collateralisation Levels (notes 2 & 3)

Over-Collateralisation (OC) figures presented below include Eligible only collateral. Over-Collateralisation levels are provided on any of the following: nominal basis or unstressed NPV basis or on stressed NPV basis. NPV stress assumptions applied as required by the legal framework for German Pfandbriefe.

Current situation

Committed OC (Stressed NPV):	2.0%
Current OC (Unstressed NPV):	39.6%
OC consistent with current rating (note 4)	0.0%

Sensitivity scenario CB anchor

OC consistent with current rating		
Scenario 1: CB anchor is lowered by	1 notch	1.5%

IV. Timely Payment Indicator & TPI Leeway

Timely Payment Indicator (TPI):	High
TPI Leeway:	5

Extract from TPI table

CB Anchor	High
Aaa	Aaa
Aa1	Aaa
Aa2	Aaa
Aa3	Aaa
A1	Aaa
A2	Aaa
A3	Aaa
Baa1	Aaa
Baa2	Aa1

Legal framework

Does a specific covered bond law apply for this programme:	Yes, Pfandbrief Act
Main country in which collateral is based:	Germany
Country in which issuer is based:	Germany

Timely payment

Refinancing period for principal payments of 6 months or greater:	Yes
Liquidity reserve to support timely payments on all issuances:	Yes
Principal Payment	Soft Bullet

Please refer to section 4 of the Pfandbrief Act.

(note 1) The data reported in this PO is based on information provided by the issuer and may include certain assumptions made by Moody's. Moody's accepts no responsibility for the information provided to it and, whilst it believes the assumptions it has made are reasonable, cannot guarantee that they are or will remain accurate. Although Moody's encourages all issuers to provide reporting data in a consistent manner, there may be differences in the way that certain data is categorised by issuers. The data reporting template (which Issuers are requested to use) is available on request. Credit ratings, TPI and TPI Leeway shown in this PO are as of publication date.

(note 2) This assumes the Covered Bonds rating is not constrained by the TPI. Also to the extent rating assumptions change following a downgrade or an upgrade of the Issuer, the necessary OC stated here may also change. This is especially significant in the case of CR assessments of A3(cr) or Baa1(cr), as the necessary OC following a 1 notch downgrade may then be substantially higher than the amount suggested here as market risks are considered more critically by Moody's at this time. In any event, the necessary OC amounts stated here are subject to change at anytime at Moody's discretion.

(note 3) This is the minimum OC calculated to be consistent with the current rating under Moody's expected loss model. However, the level of OC consistent with a given rating level may differ from this amount where ratings are capped under the TPI framework and, for example, where committee discretion is applied.

(note 4) The OC consistent with the current rating is the minimum level of over-collateralisation which is necessary to support the covered bond rating at its current level on the basis of the pool as per the cut-off date. The sensitivity run is based on certain assumptions, including that the Covered Bonds rating is not constrained by the TPI. Further, this sensitivity run is a model output only and therefore a simplification as it does not take into account certain assumptions that may change as an issuer is downgraded, and as a result the actual OC number consistent with the current rating may be higher than shown. The OC required may also differ from the model output in situations when committee discretion is applied. In any event, the OC amounts stated here are subject to change at any time at Moody's discretion.

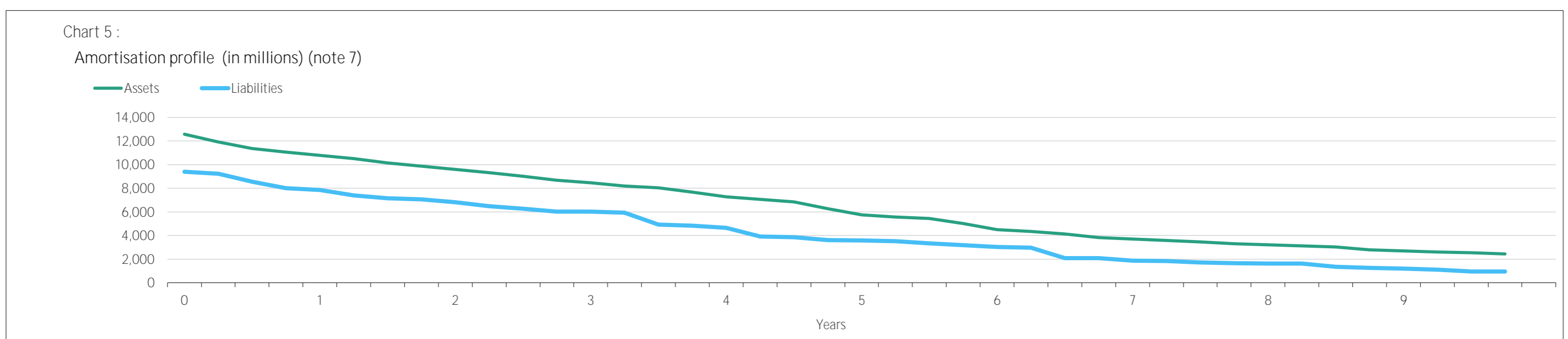
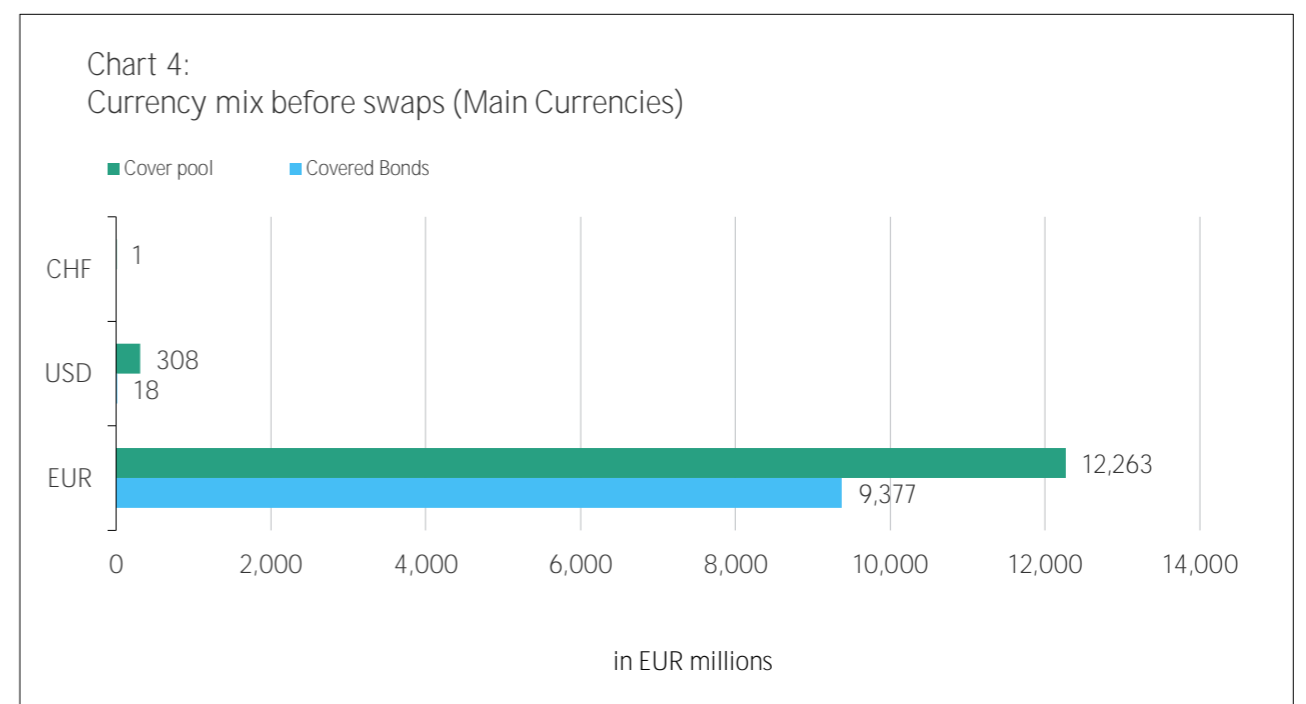
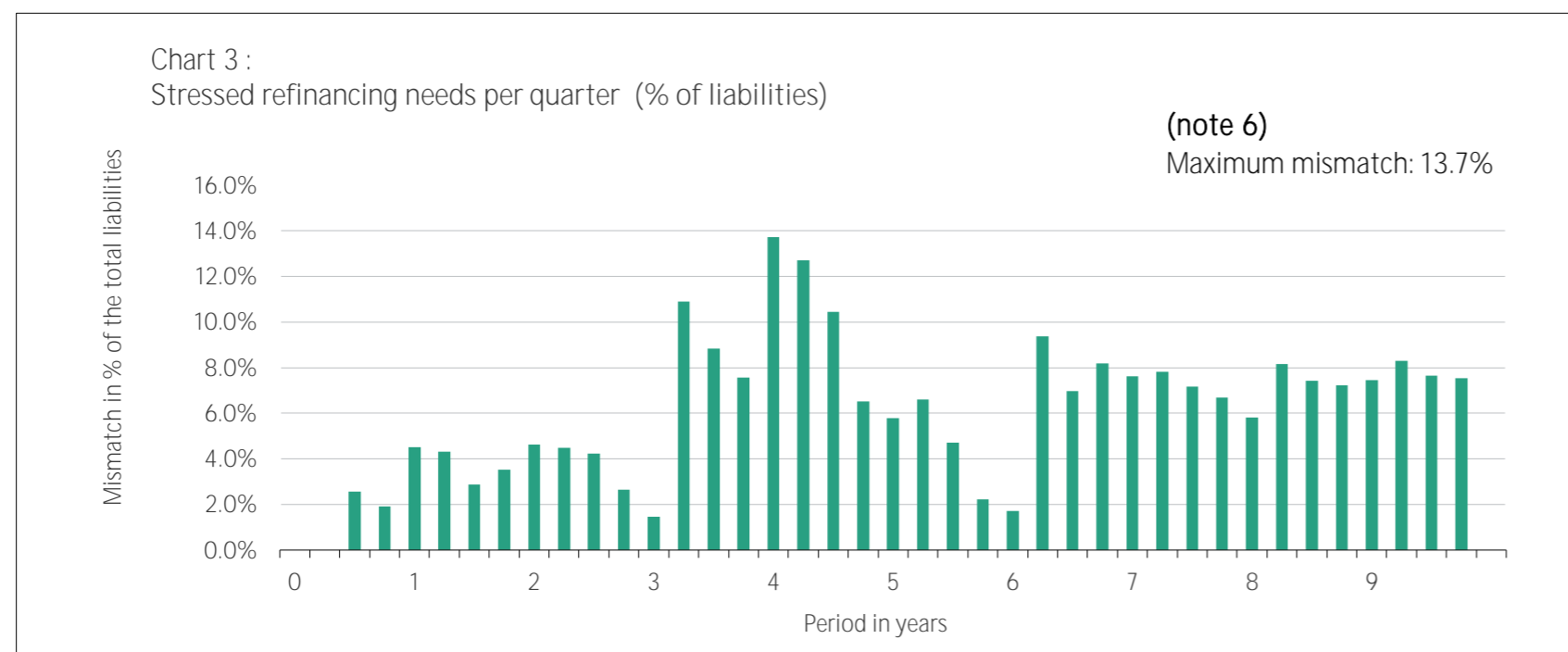
V. Asset Liability Profile

Interest Rate & Duration Mismatch (note 5)

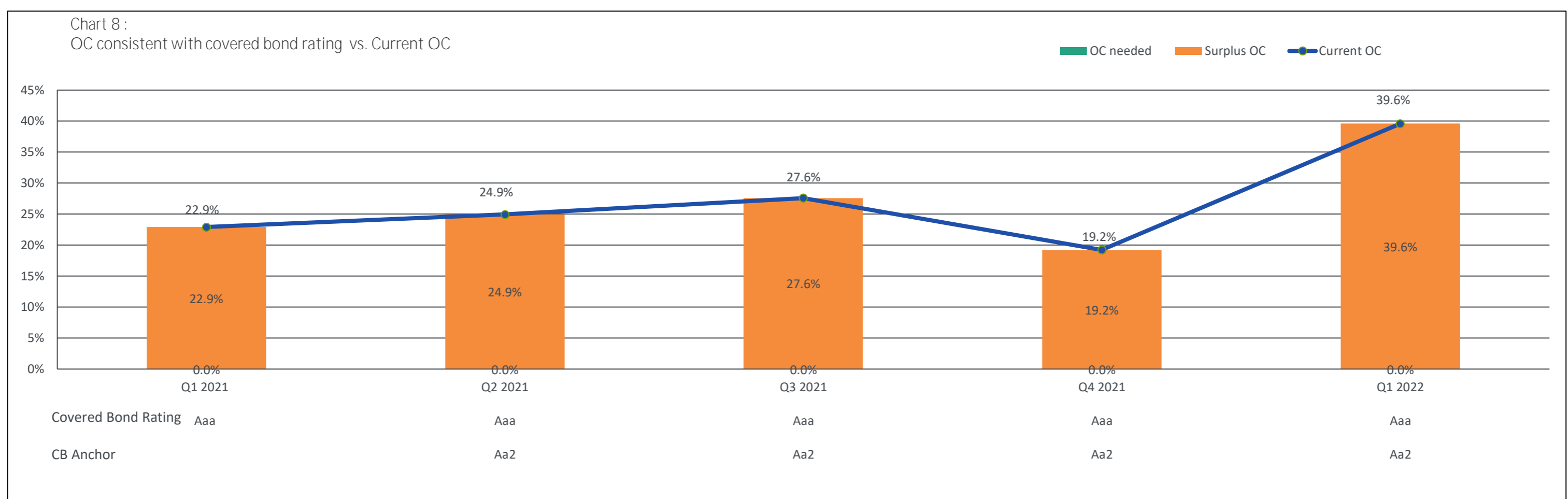
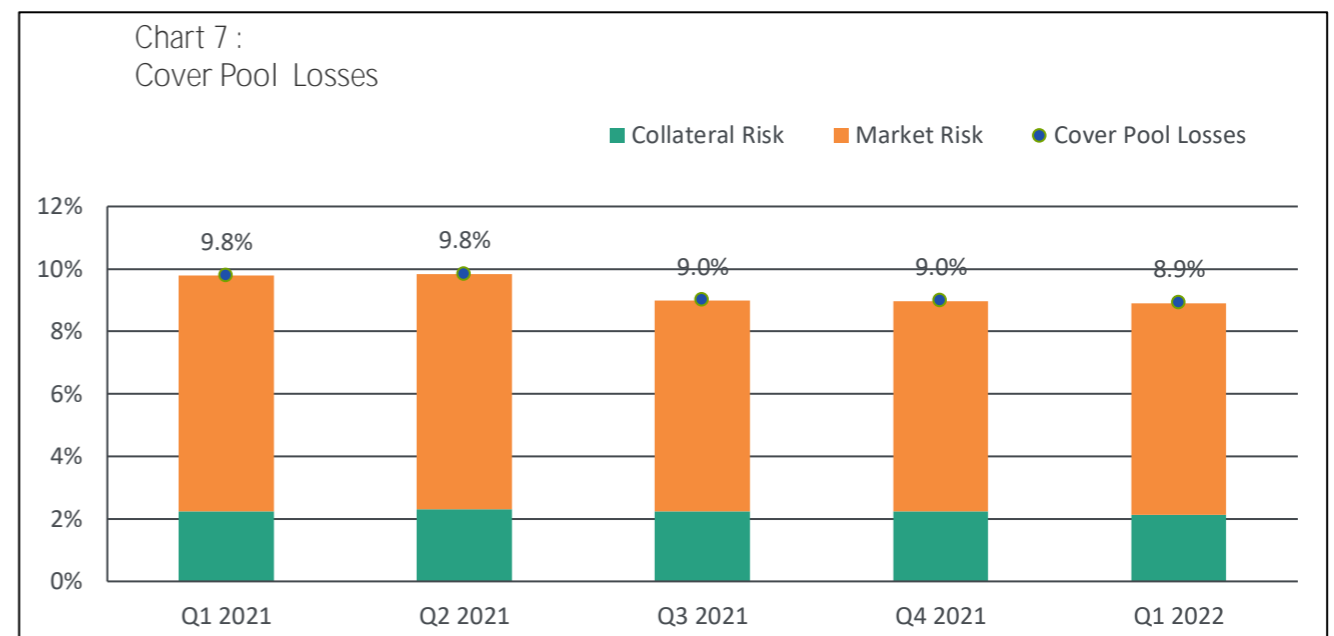
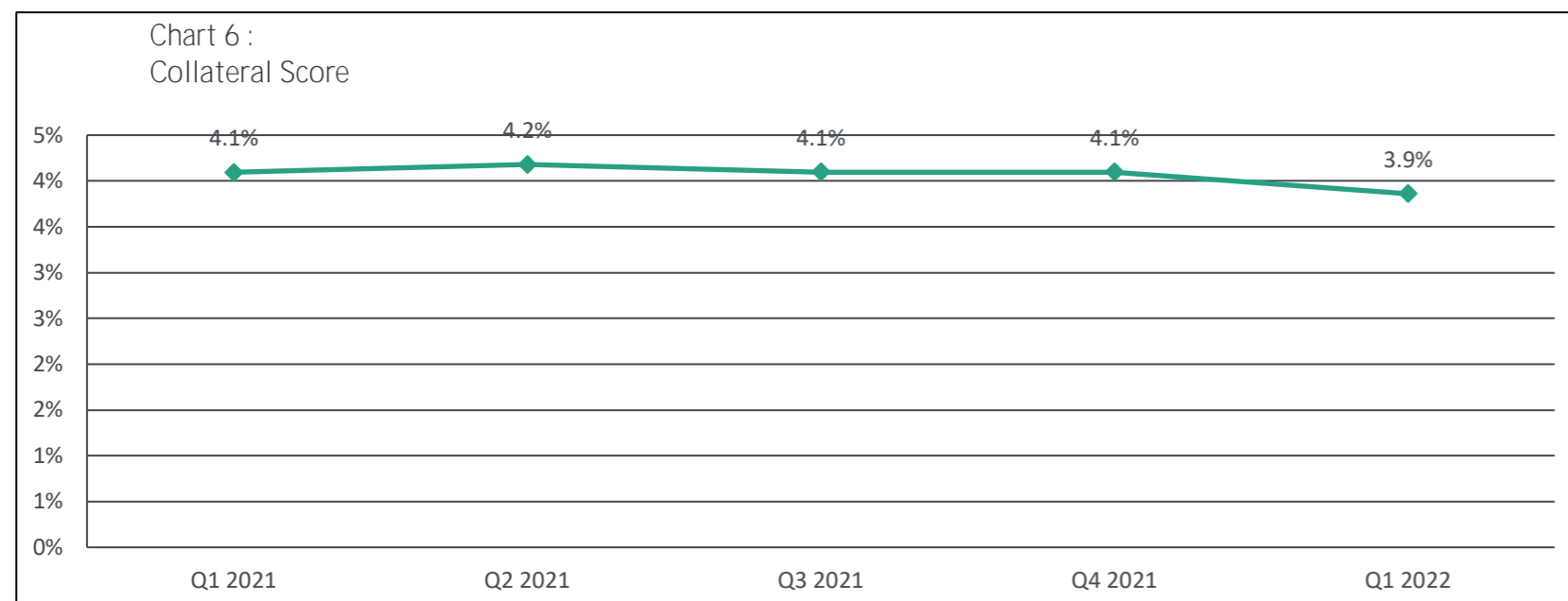
Fixed rate assets in the cover pool:	68.4%
Fixed rate covered bonds outstanding:	66.7%
WAL of outstanding covered bonds:	4.7 years
WAL of the cover pool:	6.6 years

Swap Arrangements

Interest rate swap(s) in the Cover Pool:	No
Intra-group interest rate swap(s) provider(s):	No
Currency swap(s) in the Cover Pool:	No
Intra-group currency swap(s) provider(s):	No



VI. Performance Evolution



This publication does not announce a credit rating action. For any credit ratings referenced in this publication, please see the issuer/deal page on <https://ratings.moodys.com> for the most updated credit rating action information and rating history.

(note 5) This assumes no prepayment.

(note 6) Based on principal flows only. Assumptions include no prepayments, principal collections limited to the portion of assets that make up the amount of the liabilities plus committed OC, no further CB issuance and no further assets added to the cover pool.

(note 7) Assumptions include no swap in place in Cover Pool, no prepayment and no further CB issuance.

VII. Cover Pool Information - Public Sector Assets

Overview

Asset type:	Public Sector
Asset balance:	12,571,767,365
WA remaining Term (in months):	125
Number of borrowers:	2,489
Number of loans / bonds:	7,369
Exposure to the 10 largest borrowers:	27.1%
Average exposure to borrowers:	5,050,931

Specific Loan and Borrower characteristics

Repo eligible loans / bonds:	12.4%
Percentage of fixed rate loans / bonds:	75.3%
Percentage of bullet loans/ bonds:	33.7%
Loans / bonds in non-domestic currency:	2.5%
Performance	
Loans / bonds in arrears (≥ 2months - < 6months):	0.0%
Loans / bonds in arrears (≥ 6months - < 12months):	0.0%
Loans / bonds in arrears (≥ 12months):	0.0%
Loans / bonds in a foreclosure procedure:	0.0%

	Germany	Denmark	Austria	Other	Totals
Direct claim against supranational	0.0%	0.0%	0.0%	0.4%	0.4%
Direct claim against sovereign	0.0%	0.0%	0.1%	0.3%	0.4%
Loan with guarantee of sovereign	15.4%	1.2%	0.6%	2.6%	19.8%
Direct claim against region/federal state	18.4%	0.0%	0.2%	0.4%	19.0%
Loan with guarantee of region/federal state	1.3%	0.0%	0.0%	0.0%	1.3%
Direct claim against municipality	40.2%	0.0%	0.0%	0.0%	40.2%
Loan with guarantee of municipality	8.9%	0.0%	0.0%	0.0%	8.9%
Others	10.1%	0.0%	0.0%	0.0%	10.1%
	94.3%	1.2%	0.9%	3.7%	

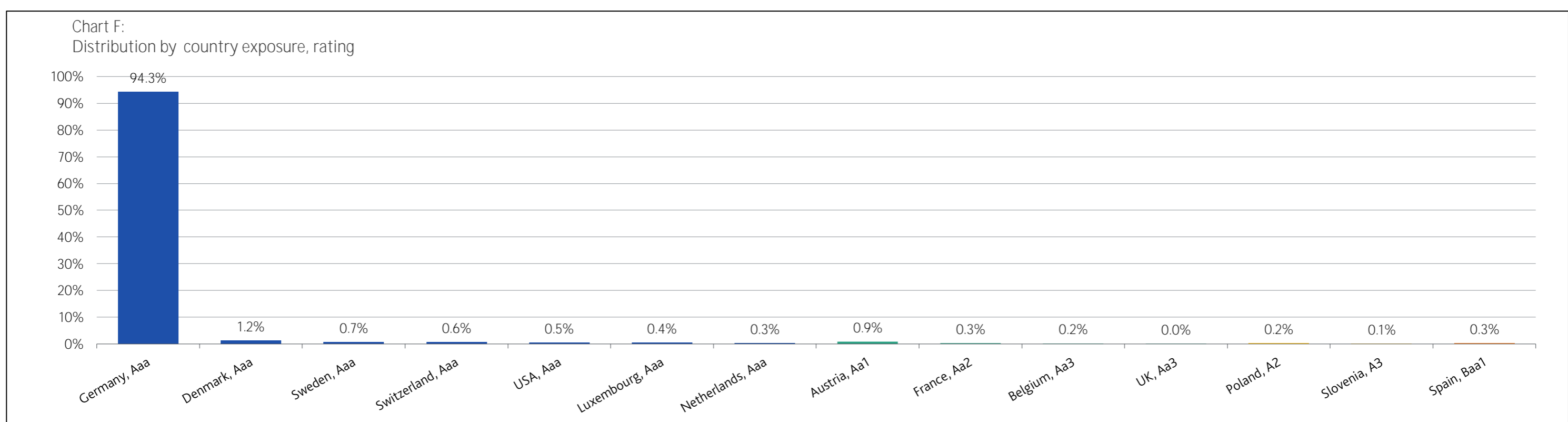
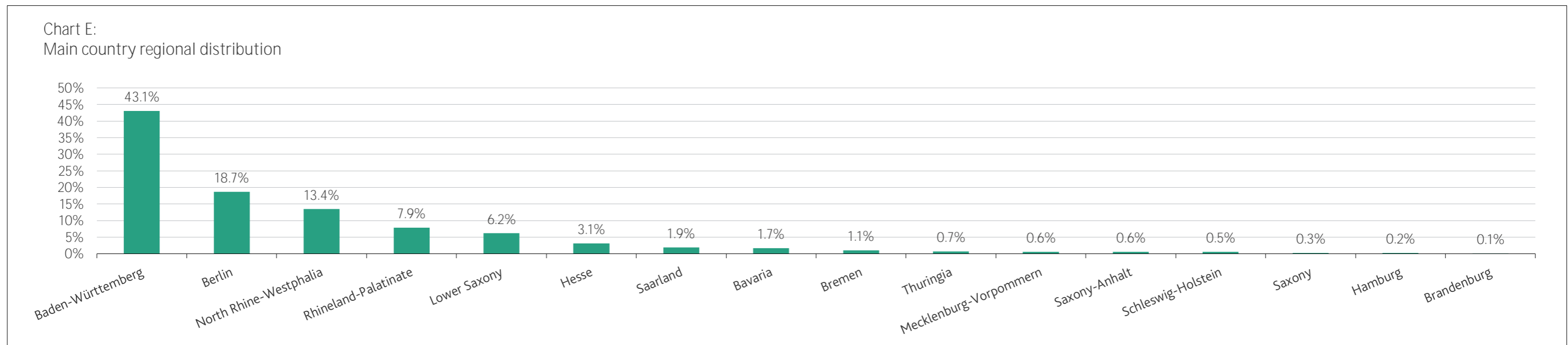
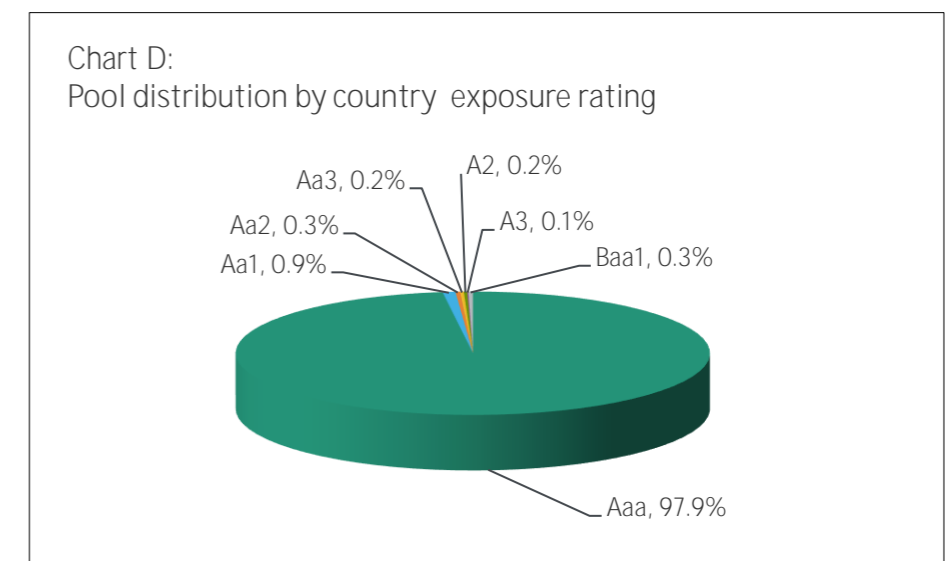
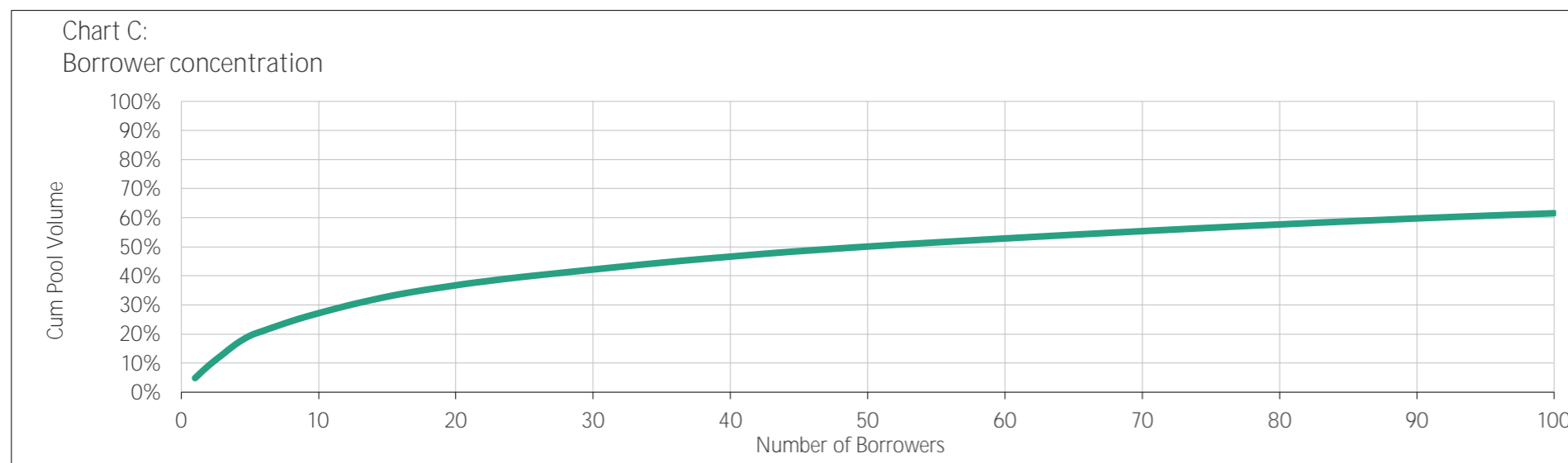
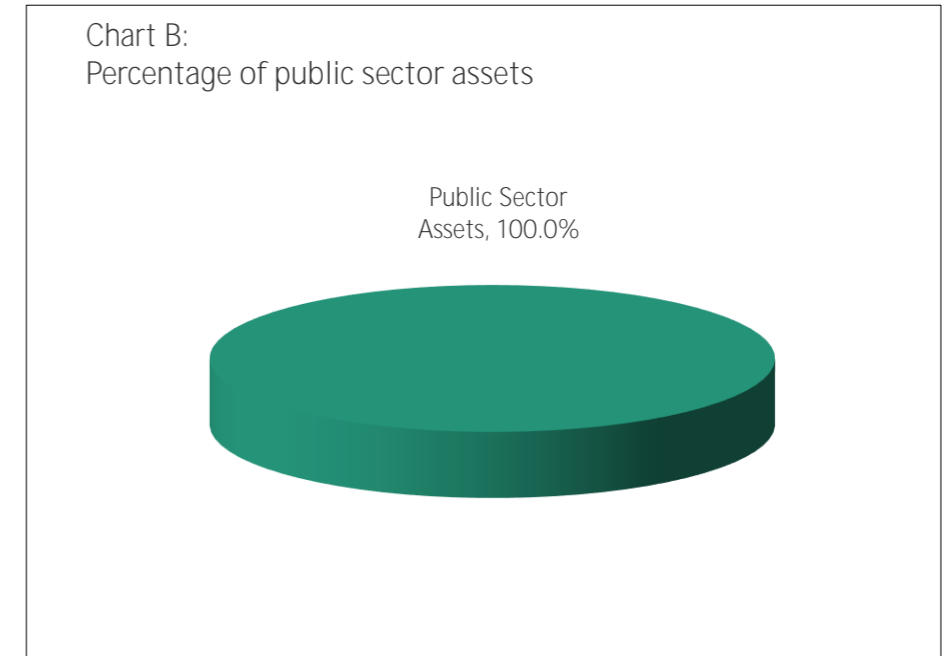


Table A and Chart C are based on debtor data. Charts D, E and F are based on guarantor data or, on unavailability of such information, on debtor data, as reported by the issuer.

VIII. Liabilities Information: Last 50 Issuances

ISIN	Series Number	Currency	Outstanding Amount	Issuance Date	Expected Maturity	Extended Maturity	Interest Rate Type	Coupon	Principal Payment
DE000LB2ZS31	n/d	EUR	11,000,000	09/02/2022	09/02/2033	09/02/2034	Fixed rate	0.972%	Soft Bullet
DE000LB2ZSL5	n/d	EUR	10,000,000	20/01/2022	22/01/2035	22/01/2036	Fixed rate	0.830%	Soft Bullet
DE000LB2WAK2	n/d	EUR	100,000,000	16/12/2021	14/07/2028	14/07/2029	Floating rate	3-Monats-EURIBOR + 80 bps	Soft Bullet
DE000LB2WAL0	n/d	EUR	100,000,000	16/12/2021	15/07/2030	15/07/2031	Floating rate	3-Monats-EURIBOR + 80 bps	Soft Bullet
DE000LB2WAM8	n/d	EUR	50,000,000	16/12/2021	15/07/2031	15/07/2032	Floating rate	3-Monats-EURIBOR + 80 bps	Soft Bullet
DE000LB2WAN6	n/d	EUR	150,000,000	16/12/2021	15/07/2033	15/07/2034	Floating rate	3-Monats-EURIBOR + 80 bps	Soft Bullet
DE000LB2WAG0	n/d	EUR	200,000,000	15/12/2021	15/05/2024	15/05/2025	Floating rate	3-Monats-EURIBOR + 80 bps	Soft Bullet
DE000LB2WAH8	n/d	EUR	150,000,000	15/12/2021	15/05/2026	15/05/2027	Floating rate	3-Monats-EURIBOR + 80 bps	Soft Bullet
DE000LB2CYL2	n/d	EUR	200,000,000	03/03/2021	26/02/2024	26/02/2025	Floating rate	3-Monats-EURIBOR + 60 bps	Soft Bullet
DE000LB2CYM0	n/d	EUR	100,000,000	03/03/2021	26/06/2024	26/06/2025	Floating rate	3-Monats-EURIBOR + 60 bps	Soft Bullet
DE000LB2CYN8	n/d	EUR	200,000,000	03/03/2021	26/09/2024	26/09/2025	Floating rate	3-Monats-EURIBOR + 60 bps	Soft Bullet
DE000LB2CYP3	n/d	EUR	200,000,000	03/03/2021	26/11/2024	26/11/2025	Floating rate	3-Monats-EURIBOR + 60 bps	Soft Bullet
DE000LB2CYO1	n/d	EUR	150,000,000	03/03/2021	26/02/2026	26/02/2027	Floating rate	3-Monats-EURIBOR + 60 bps	Soft Bullet
DE000LB2CYR9	n/d	EUR	150,000,000	03/03/2021	26/11/2026	26/11/2027	Floating rate	3-Monats-EURIBOR + 60 bps	Soft Bullet
DE000LB2CYS7	n/d	EUR	100,000,000	03/03/2021	26/09/2029	26/09/2030	Floating rate	3-Monats-EURIBOR + 60 bps	Soft Bullet
DE000LB2CYT5	n/d	EUR	100,000,000	03/03/2021	26/11/2030	26/11/2031	Floating rate	3-Monats-EURIBOR + 60 bps	Soft Bullet
DE000LB2CYU3	n/d	EUR	100,000,000	03/03/2021	26/06/2031	26/06/2032	Floating rate	3-Monats-EURIBOR + 60 bps	Soft Bullet
DE000LB2CYV1	n/d	EUR	100,000,000	03/03/2021	28/06/2032	28/06/2033	Floating rate	3-Monats-EURIBOR + 60 bps	Soft Bullet
DE000LB2CTH0	n/d	EUR	500,000,000	17/06/2020	17/06/2026	17/06/2027	Fixed rate	0.010%	Soft Bullet
DE000LB2CSV3	n/d	EUR	50,000,000	27/05/2020	27/05/2037	27/05/2038	Fixed rate	0.250%	Soft Bullet
DE000LB2CSN0	n/d	EUR	75,000,000	07/05/2020	07/05/2038	07/05/2039	Fixed rate	0.327%	Soft Bullet
DE000LB2CSH2	n/d	EUR	50,000,000	27/04/2020	27/04/2022	27/04/2023	Fixed rate	0.010%	Soft Bullet
DE000LB2CRZ6	n/d	EUR	100,000,000	09/04/2020	30/09/2030	30/09/2031	Floating rate	3-Monats-EURIBOR + 40 bps	Soft Bullet
DE000LB2CRU7	n/d	EUR	200,000,000	08/04/2020	29/09/2023	29/09/2024	Floating rate	3-Monats-EURIBOR + 40 bps	Soft Bullet
DE000LB2CRR3	n/d	EUR	400,000,000	30/03/2020	30/06/2023	30/06/2024	Floating rate	3-Monats-EURIBOR + 40 bps	Soft Bullet
DE000LB2CMY0	n/d	EUR	650,000,000	18/09/2019	18/09/2028	18/09/2029	Fixed rate	0.010%	Soft Bullet
DE000LB2CLB0	n/d	EUR	20,000,000	17/07/2019	17/07/2031	17/07/2032	Fixed rate	0.415%	Soft Bullet
DE000LB2CKN7	n/d	EUR	10,000,000	28/06/2019	28/06/2029	28/06/2030	Fixed rate	0.250%	Soft Bullet
DE000LB13A41	n/d	EUR	83,000,000	15/03/2019	15/03/2029	15/03/2030	Fixed rate	0.600%	Soft Bullet
DE000LB13AH8	n/d	EUR	5,000,000	05/03/2019	05/03/2029	05/03/2030	Fixed rate	0.756%	Soft Bullet
DE000LB126S0	n/d	EUR	500,000,000	25/01/2019	25/10/2022	25/10/2023	Zero Bond	Zero	Soft Bullet
DE000LB12635	n/d	EUR	75,000,000	25/01/2019	25/07/2022	25/07/2023	Fixed rate	0.010%	Soft Bullet
DE000LB1P2X9	n/d	EUR	5,000,000	23/02/2018	22/08/2023	22/08/2024	Fixed rate	0.360%	Soft Bullet
DE000LB1M0Z1	n/d	EUR	50,000,000	17/11/2017	17/03/2028	17/03/2029	Fixed rate	0.795%	Soft Bullet
DE000LB1D1B1	n/d	EUR	10,000,000	17/10/2017	17/10/2023	17/10/2024	Fixed rate	0.500%	Soft Bullet
DE000LB1D064	n/d	EUR	100,000,000	16/10/2017	18/10/2027	18/10/2028	Fixed rate	0.780%	Soft Bullet
DE000LB1D0B3	n/d	EUR	18,000,000	11/10/2017	31/10/2024	31/10/2025	Zero Bond	Zero	Soft Bullet
DE000LB1DR96	n/d	EUR	16,000,000	08/02/2017	08/02/2027	08/02/2028	Fixed rate	0.720%	Soft Bullet
DE000LB1DQ71	n/d	EUR	10,000,000	07/12/2016	07/12/2026	07/12/2027	Fixed rate	0.625%	Soft Bullet
DE000LB1B1S7	n/d	EUR	4,000,000	26/08/2016	26/08/2026	26/08/2027	Fixed rate	0.250%	Soft Bullet
DE000LB1B1G2	n/d	EUR	50,000,000	03/08/2016	03/08/2026	03/08/2027	Fixed rate	0.250%	Soft Bullet
DE000LB06CF2	n/d	EUR	1,000,000,000	14/09/2015	15/09/2025	15/09/2026	Fixed rate	0.875%	Soft Bullet
DE000LB01ZU3	n/d	EUR	500,000,000	04/08/2015	04/08/2022	04/08/2023	Fixed rate	0.500%	Soft Bullet
DE000LB01WY2	n/d	EUR	10,000,000	26/05/2015	29/12/2023	29/12/2024	Fixed rate	0.650%	Soft Bullet
DE000LB01WZ9	n/d	EUR	10,000,000	26/05/2015	28/04/2023	28/04/2024	Fixed rate	0.600%	Soft Bullet
DE000LB01R04	n/d	EUR	5,000,000	02/03/2015	02/03/2023	02/03/2024	Fixed rate	0.435%	Soft Bullet
DE000LB009J7	n/d	EUR	17,000,000	13/02/2015	13/02/2023	13/02/2024	Fixed rate	2.000%	Soft Bullet
DE000LB00C85	n/d	EUR	10,000,000	08/12/2014	09/01/2023	09/01/2024	Fixed rate	0.700%	Soft Bullet
DE000LB00CK5	n/d	EUR	25,000,000	18/11/2014	18/05/2022	18/05/2023	Fixed rate	0.650%	Soft Bullet
DE000LB00DA4	n/d	EUR	10,000,000	31/10/2014	31/10/2024	31/10/2025	Fixed rate	1.000%	Soft Bullet

© 2022 Moody's Corporation, Moody's Investors Service, Inc., Moody's Analytics, Inc. and/or their licensors and affiliates (collectively, "MOODY'S"). All rights reserved.

CREDIT RATINGS ISSUED BY MOODY'S CREDIT RATINGS AFFILIATES ARE THEIR CURRENT OPINIONS OF THE RELATIVE FUTURE CREDIT RISK OF ENTITIES, CREDIT COMMITMENTS, OR DEBT OR DEBT-LIKE SECURITIES, AND MATERIALS, PRODUCTS, SERVICES AND INFORMATION PUBLISHED BY MOODY'S (COLLECTIVELY, "PUBLICATIONS") MAY INCLUDE SUCH CURRENT OPINIONS. MOODY'S DEFINES CREDIT RISK AS THE RISK THAT AN ENTITY MAY NOT MEET ITS CONTRACTUAL FINANCIAL OBLIGATIONS AS THEY COME DUE AND ANY ESTIMATED FINANCIAL LOSS IN THE EVENT OF DEFAULT OR IMPAIRMENT. SEE APPLICABLE MOODY'S RATING SYMBOLS AND DEFINITIONS PUBLICATION FOR INFORMATION ON THE TYPES OF CONTRACTUAL FINANCIAL OBLIGATIONS ADDRESSED BY MOODY'S CREDIT RATINGS. CREDIT RATINGS DO NOT ADDRESS ANY OTHER RISK, INCLUDING BUT NOT LIMITED TO: LIQUIDITY RISK, MARKET VALUE RISK, OR PRICE VOLATILITY. CREDIT RATINGS, NON-CREDIT ASSESSMENTS ("ASSESSMENTS"), AND OTHER OPINIONS INCLUDED IN MOODY'S PUBLICATIONS ARE NOT STATEMENTS OF CURRENT OR HISTORICAL FACT. MOODY'S PUBLICATIONS MAY ALSO INCLUDE QUANTITATIVE MODEL-BASED ESTIMATES OF CREDIT RISK AND RELATED OPINIONS OR COMMENTARY PUBLISHED BY MOODY'S ANALYTICS, INC. AND/OR ITS AFFILIATES. MOODY'S CREDIT RATINGS, ASSESSMENTS, OTHER OPINIONS AND PUBLICATIONS DO NOT CONSTITUTE OR PROVIDE INVESTMENT OR FINANCIAL ADVICE, AND MOODY'S CREDIT RATINGS, ASSESSMENTS, OTHER OPINIONS AND PUBLICATIONS ARE NOT AND DO NOT PROVIDE RECOMMENDATIONS TO PURCHASE, SELL, OR HOLD PARTICULAR SECURITIES. MOODY'S CREDIT RATINGS, ASSESSMENTS, OTHER OPINIONS AND PUBLICATIONS DO NOT COMMENT ON THE SUITABILITY OF AN INVESTMENT FOR ANY PARTICULAR INVESTOR. MOODY'S ISSUES ITS CREDIT RATINGS, ASSESSMENTS AND OTHER OPINIONS AND PUBLISHES ITS PUBLICATIONS WITH THE EXPECTATION AND UNDERSTANDING THAT EACH INVESTOR WILL, WITH DUE CARE, MAKE ITS OWN STUDY AND EVALUATION OF EACH SECURITY THAT IS UNDER CONSIDERATION FOR PURCHASE, HOLDING, OR SALE.

MOODY'S CREDIT RATINGS, ASSESSMENTS, OTHER OPINIONS, AND PUBLICATIONS ARE NOT INTENDED FOR USE BY RETAIL INVESTORS AND IT WOULD BE RECKLESS AND INAPPROPRIATE FOR RETAIL INVESTORS TO USE MOODY'S CREDIT RATINGS, ASSESSMENTS, OTHER OPINIONS OR PUBLICATIONS WHEN MAKING AN INVESTMENT DECISION. IF IN DOUBT YOU SHOULD CONTACT YOUR FINANCIAL OR OTHER PROFESSIONAL ADVISER.

ALL INFORMATION CONTAINED HEREIN IS PROTECTED BY LAW, INCLUDING BUT NOT LIMITED TO, COPYRIGHT LAW, AND NONE OF SUCH INFORMATION MAY BE COPIED OR OTHERWISE REPRODUCED, REPACKAGED, FURTHER TRANSMITTED, TRANSFERRED, DISSEMINATED, REDISTRIBUTED OR RESOLD, OR STORED FOR SUBSEQUENT USE FOR ANY SUCH PURPOSE, IN WHOLE OR IN PART, IN ANY FORM OR MANNER OR BY ANY MEANS WHATSOEVER, BY ANY PERSON WITHOUT MOODY'S PRIOR WRITTEN CONSENT.

MOODY'S CREDIT RATINGS, ASSESSMENTS, OTHER OPINIONS AND PUBLICATIONS ARE NOT INTENDED FOR USE BY ANY PERSON AS A BENCHMARK AS THAT TERM IS DEFINED FOR REGULATORY PURPOSES AND MUST NOT BE USED IN ANY WAY THAT COULD RESULT IN THEM BEING CONSIDERED A BENCHMARK.

All information contained herein is obtained by MOODY'S from sources believed by it to be accurate and reliable. Because of the possibility of human or mechanical error as well as other factors, however, all information contained herein is provided "AS IS" without warranty of any kind. MOODY'S adopts all necessary measures so that the information it uses in assigning a credit rating is of sufficient quality and from sources MOODY'S considers to be reliable including, when appropriate, independent third-party sources. However, MOODY'S is not an auditor and cannot in every instance independently verify or validate information received in the rating process or in preparing its Publications.

To the extent permitted by law, MOODY'S and its directors, officers, employees, agents, representatives, licensors and suppliers disclaim liability to any person or entity for any indirect, special, consequential, or incidental losses or damages whatsoever arising from or in connection with the information contained herein or the use of or inability to use any such information, even if MOODY'S or any of its directors, officers, employees, agents, representatives, licensors or suppliers is advised in advance of the possibility of such losses or damages, including but not limited to: (a) any loss of present or prospective profits or (b) any loss or damage arising where the relevant financial instrument is not the subject of a particular credit rating assigned by MOODY'S.

To the extent permitted by law, MOODY'S and its directors, officers, employees, agents, representatives, licensors and suppliers disclaim liability for any direct or compensatory losses or damages caused to any person or entity, including but not limited to by any negligence (but excluding fraud, willful misconduct or any other type of liability that, for the avoidance of doubt, by law cannot be excluded) on the part of, or any contingency within or beyond the control of, MOODY'S or any of its directors, officers, employees, agents, representatives, licensors or suppliers, arising from or in connection with the information contained herein or the use of or inability to use any such information.

NO WARRANTY, EXPRESS OR IMPLIED, AS TO THE ACCURACY, TIMELINESS, COMPLETENESS, MERCHANTABILITY OR FITNESS FOR ANY PARTICULAR PURPOSE OF ANY CREDIT RATING, ASSESSMENT, OTHER OPINION OR INFORMATION IS GIVEN OR MADE BY MOODY'S IN ANY FORM OR MANNER WHATSOEVER.

Moody's Investors Service, Inc., a wholly-owned credit rating agency subsidiary of Moody's Corporation ("MCO"), hereby discloses that most issuers of debt securities (including corporate and municipal bonds, debentures, notes and commercial paper) and preferred stock rated by Moody's Investors Service, Inc. have, prior to assignment of any credit rating, agreed to pay to Moody's Investors Service, Inc. for credit ratings opinions and services rendered by it fees ranging from \$1,000 to approximately \$5,000,000. MCO and Moody's Investors Service also maintain policies and procedures to address the independence of Moody's Investors Service credit ratings and credit rating processes. Information regarding certain affiliations that may exist between directors of MCO and rated entities, and between entities who hold credit ratings from Moody's Investors Service and have also publicly reported to the SEC an ownership interest in MCO of more than 5%, is posted annually at www.moody's.com under the heading "Investor Relations — Corporate Governance — Director and Shareholder Affiliation Policy."

Additional terms for Australia only: Any publication into Australia of this document is pursuant to the Australian Financial Services License of MOODY'S affiliate, Moody's Investors Service Pty Limited ABN 61 003 399 657AFSL 336969 and/or Moody's Analytics Australia Pty Ltd ABN 94 105 136 972 AFSL 383569 (as applicable). This document is intended to be provided only to "wholesale clients" within the meaning of section 761G of the Corporations Act 2001. By continuing to access this document from within Australia, you represent to MOODY'S that you are, or are accessing the document as a representative of, a "wholesale client" and that neither you nor the entity you represent will directly or indirectly disseminate this document or its contents to "retail clients" within the meaning of section 761G of the Corporations Act 2001. MOODY'S credit rating is an opinion as to the creditworthiness of a debt obligation of the issuer, not on the equity securities of the issuer or any form of security that is available to retail investors.

Additional terms for Japan only: Moody's Japan K.K. ("MJKK") is a wholly-owned credit rating agency subsidiary of Moody's Group Japan G.K., which is wholly-owned by Moody's Overseas Holdings Inc., a wholly-owned subsidiary of MCO. Moody's SF Japan K.K. ("MSFJ") is a wholly-owned credit rating agency subsidiary of MJKK. MSFJ is not a Nationally Recognized Statistical Rating Organization ("NRSRO"). Therefore, credit ratings assigned by MSFJ are Non-NRSRO Credit Ratings. Non-NRSRO Credit Ratings are assigned by an entity that is not a NRSRO and, consequently, the rated obligation will not qualify for certain types of treatment under U.S. laws. MJKK and MSFJ are credit rating agencies registered with the Japan Financial Services Agency and their registration numbers are FSA Commissioner (Ratings) No. 2 and 3 respectively.

MJKK or MSFJ (as applicable) hereby disclose that most issuers of debt securities (including corporate and municipal bonds, debentures, notes and commercial paper) and preferred stock rated by MJKK or MSFJ (as applicable) have, prior to assignment of any credit rating, agreed to pay to MJKK or MSFJ (as applicable) for credit ratings opinions and services rendered by it fees ranging from JPY100,000 to approximately JPY550,000,000.

MJKK and MSFJ also maintain policies and procedures to address Japanese regulatory requirements.